

ACADEMIC OFFICE
NATIONAL INSTITUTE OF TECHNOLOGY
TIRUCHIRAPPALLI – 620 015, TAMILNADU, INDIA

Phone: 0431 – 250 3013, 3910, 3012

Email: deanap@nitt.edu, pgacad@nitt.edu, pgsection@nitt.edu

Ref: AO/PG Section/Feedback/PG/July 2023

08-12-2023

CIRCULAR

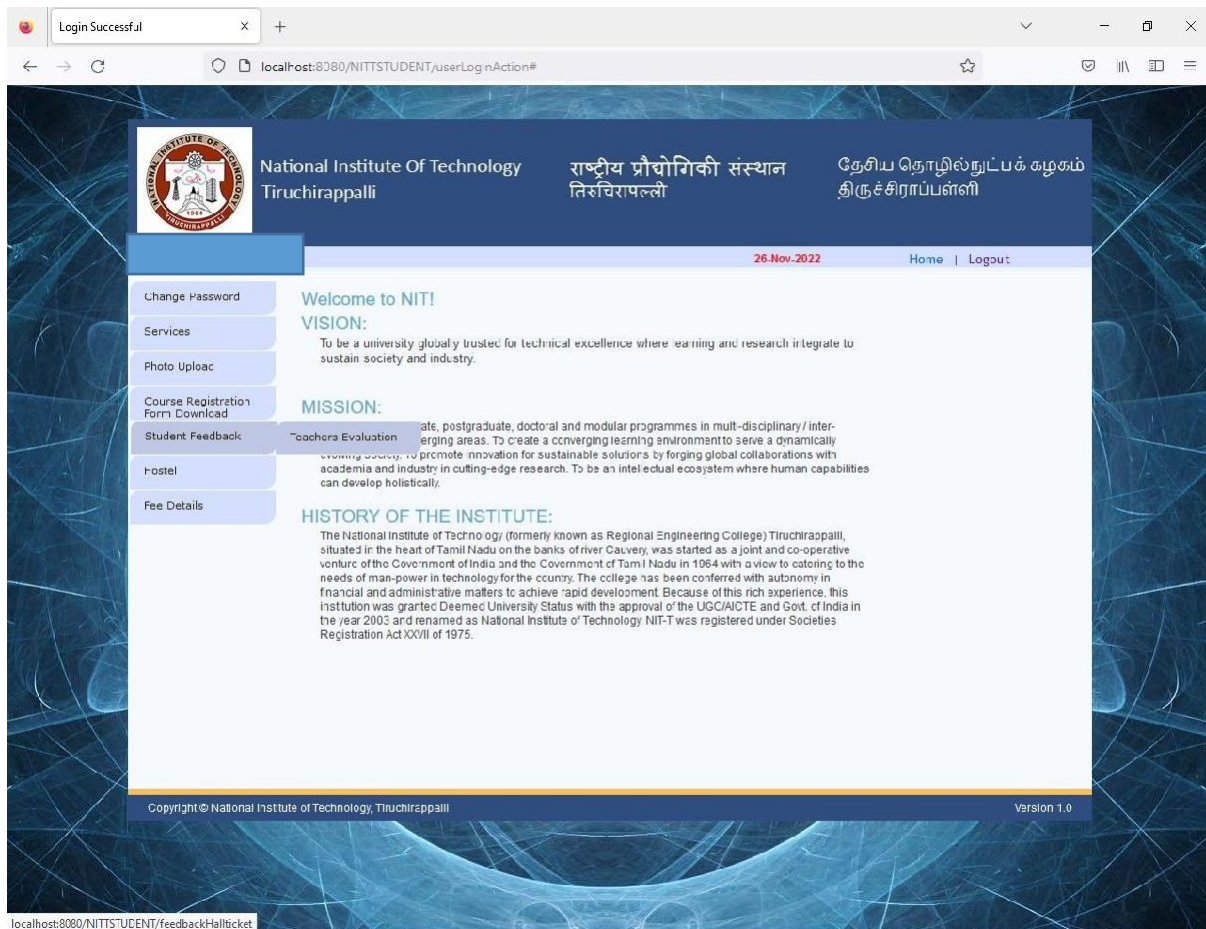
Sub: First Year PG Course feedback – July 2023 session (except MCA & MBA) -
Regarding

The MIS portal will be opened to First year PG students (except MCA and MBA) for submitting the feedback for July 2023 session from **09-12-2023 to 11-12-2023**.

Students can access the feedback link in MIS through (<https://misreg.nitt.edu/NITTSTUDENT/>) and are required to **complete the feedback** of all their registered courses **within the specified dates**. Upon completion, a hall ticket will be available for download. This **hall ticket must compulsorily be produced in order to appear for the end semester examinations**. The procedure is shown in the attached pages for feedback completion and hall ticket download.

Associate Dean (Academic PG)

1. Click on STUDENT FEEDBACK → TEACHER EVALUATION



The screenshot shows a web browser window with the URL `localhost:8080/NITTSTUDENT/userLoginAction#`. The page header includes the NIT logo and text in English, Hindi, and Tamil. A navigation menu on the left lists various services, with 'Student Feedback' selected. Under 'Student Feedback', 'Teachers Evaluation' is highlighted. The main content area displays a 'Welcome to NIT!' message, followed by the institution's vision and mission statements, and a historical overview.

National Institute Of Technology Tiruchirappalli
राष्ट्रीय प्रौद्योगिकी संस्थान तिरुचिरापल्ली
தேசிய தொழில்நுட்பக் கழகம் திருச்சிராப்பள்ளி

26-Nov-2022 Home | Logout

Change Password
Services
Photo Upload
Course Registration Form Download
Student Feedback
Hostel
Fee Details

Teachers Evaluation

Welcome to NIT!
VISION:
To be a university globally trusted for technical excellence where learning and research integrate to sustain society and industry.

MISSION:
To create a converging learning environment to serve a dynamically growing society, to promote innovation for sustainable solutions by forging global collaborations with academia and industry in cutting-edge research. To be an intellectual ecosystem where human capabilities can develop holistically.

HISTORY OF THE INSTITUTE:
The National Institute of Technology (formerly known as Regional Engineering College) Tiruchirappalli, situated in the heart of Tamil Nadu on the banks of river Cauvery, was started as a joint and co-operative venture of the Government of India and the Government of Tamil Nadu in 1964 with a view to catering to the needs of man-power in technology for the country. The college has been conferred with autonomy in financial and administrative matters to achieve rapid development. Because of this rich experience, this institution was granted Deemed University Status with the approval of the UGC/AICTE and Govt. of India in the year 2002 and renamed as National Institute of Technology NIT-T was registered under Societies Registration Act XXVII of 1975.

Copyright © National Institute of Technology, Tiruchirappalli Version 1.0

localhost:8080/NITTSTUDENT/feedbackHallticket

2. Choose one of the subject codes from the drop-down list and press GO

The screenshot shows a web browser window with the URL `localhost:8080/NITTSTUDENT/feedbackHallticket`. The page header includes the NIT Tiruchirappalli logo and name in English, Hindi, and Tamil. The date **26-Nov-2022** and **Home | Logout** are displayed. A left sidebar contains links for **Change Password**, **Services**, **Photo Upload**, **Course Registration Form Download**, **Student Feedback**, **Hostel**, and **Fee Details**. The main content area is titled **ACADEMICS FEEDBACK** and contains a **Subject Code:** dropdown menu with the following options: **Please Select**, **CLPE22**, **CLPE23**, **CLOE15**, and **CLIR17**. A **GO** button is visible below the dropdown. A *** Mandatory Fields** label is present in the top right of the form area. The footer contains **Copyright © National Institute of Technology, Tiruchirappalli** and **Version 1.0**.

3. Complete the questionnaire and press SAVE button

Feedback Details

localhost:8080/NITTSTUDENT/feedSubCode

26-Nov-2022 Home | Logout

National Institute Of Technology Tiruchirappalli राष्ट्रीय प्रौद्योगिकी संस्थान तिरुचिरापल्ली தேசிய தொழில்நுட்பக் கழகம் திருச்சிராப்பள்ளி

FEEDBACK DETAILS

Change Password

Services

Photo Upload

Course Registration Form Download

Student Feedback

Hostel

Fee Details

Student Id:

Faculty Name:

Subject Code:

Subject Name:

TEACHER EVALUATION

1 Classes are handled as per schedule.	<input type="radio"/> Poor	<input type="radio"/> Average	<input type="radio"/> Good	<input type="radio"/> Very Good	<input type="radio"/> Excellent
2 Assessment papers are valued and distributed in time	<input type="radio"/> Poor	<input type="radio"/> Average	<input type="radio"/> Good	<input type="radio"/> Very Good	<input type="radio"/> Excellent
3 Teacher encourages discussion and clear doubts	<input type="radio"/> Poor	<input type="radio"/> Average	<input type="radio"/> Good	<input type="radio"/> Very Good	<input type="radio"/> Excellent
4 Lectures are well prepared by the teacher	<input type="radio"/> Poor	<input type="radio"/> Average	<input type="radio"/> Good	<input type="radio"/> Very Good	<input type="radio"/> Excellent
5 Scheme of evaluation of assessments are discussed in the class	<input type="radio"/> Poor	<input type="radio"/> Average	<input type="radio"/> Good	<input type="radio"/> Very Good	<input type="radio"/> Excellent
6 Teacher Communicates Well	<input type="radio"/> Poor	<input type="radio"/> Average	<input type="radio"/> Good	<input type="radio"/> Very Good	<input type="radio"/> Excellent
7 Teacher is available for consultation outside the classroom	<input type="radio"/> Poor	<input type="radio"/> Average	<input type="radio"/> Good	<input type="radio"/> Very Good	<input type="radio"/> Excellent
8 Teacher is impartial and offers counseling when required	<input type="radio"/> Poor	<input type="radio"/> Average	<input type="radio"/> Good	<input type="radio"/> Very Good	<input type="radio"/> Excellent
9 Knowledgeable and makes the course interesting	<input type="radio"/> Poor	<input type="radio"/> Average	<input type="radio"/> Good	<input type="radio"/> Very Good	<input type="radio"/> Excellent
10 The prescribed syllabi is entirely completed	<input type="radio"/> Poor	<input type="radio"/> Average	<input type="radio"/> Good	<input type="radio"/> Very Good	<input type="radio"/> Excellent

STUDENT REMARKS

Best quality of teacher*:

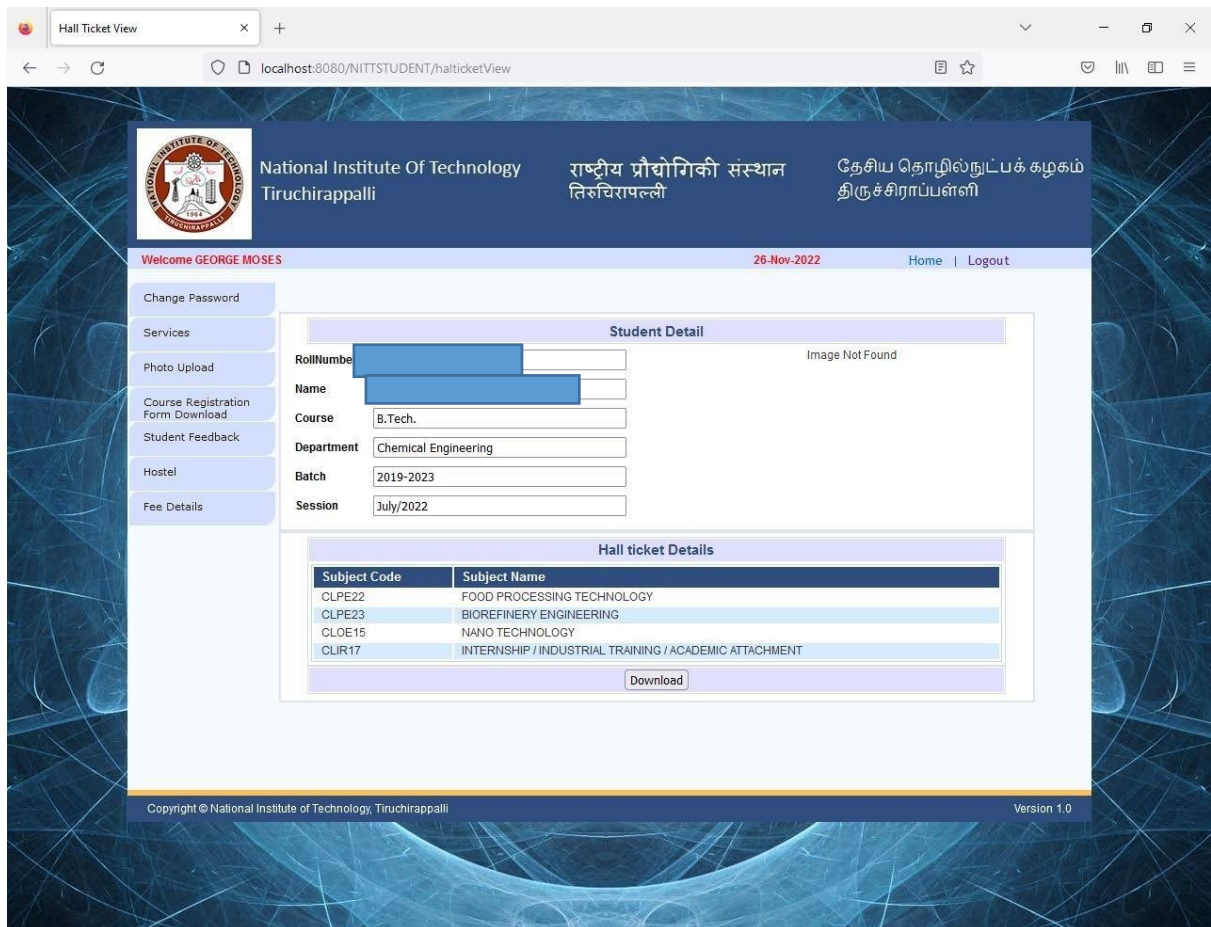
Area where Improvements Needed*:

Copyright © National Institute of Technology, Tiruchirappalli Version 1.0

- Repeat Steps from 2 to 3 until dropdown list becomes empty.
- Click on **'View Hall Ticket'** hyper link

The screenshot shows a web browser window with the address bar displaying "localhost:8080/NITTSTUDENT/saveStudentFeedback". The page header includes the National Institute of Technology Tiruchirappalli logo and name in English, Hindi, and Tamil. The main content area features a "Feedback Success" message in a yellow box, stating: "Feedback has been successfully Submitted please select another subject code to proceed". Below this message, there are two bullet points: "The feedback you given for your teaching staff is successful" and "Please click the hall ticket link to view your hall ticket". A "View Hall Ticket" link is provided at the bottom of the message box. The left sidebar contains a menu with options like "Change Password", "Services", "Photo Upload", "Course Registration Form Download", "Student Feedback", "Hostel", and "Fee Details". The footer of the page shows "Copyright © National Institute of Technology, Tiruchirappalli" and "Version 1.0".

6. Click o DOWNLOAD button to get your Hall Ticket



The screenshot displays the 'Hall Ticket View' page for a student at the National Institute of Technology Tiruchirappalli. The page is accessed via a browser at the URL `localhost:8080/NITTSTUDENT/hallticketView`. The header includes the institute's logo and name in English, Hindi, and Tamil. The user is logged in as 'GEORGE MOSES' on '26-Nov-2022'. A sidebar on the left lists various services like 'Change Password', 'Photo Upload', and 'Course Registration Form Download'. The main content area is divided into two sections: 'Student Detail' and 'Hall ticket Details'. The 'Student Detail' section shows fields for Roll Number, Name, Course (B.Tech.), Department (Chemical Engineering), Batch (2019-2023), and Session (July/2022). The 'Hall ticket Details' section contains a table with subject codes and names, and a 'Download' button.

Student Detail

RollNumber	<input type="text"/>	Image Not Found
Name	<input type="text"/>	
Course	<input type="text" value="B.Tech."/>	
Department	<input type="text" value="Chemical Engineering"/>	
Batch	<input type="text" value="2019-2023"/>	
Session	<input type="text" value="July/2022"/>	

Hall ticket Details

Subject Code	Subject Name
CLPE22	FOOD PROCESSING TECHNOLOGY
CLPE23	BIOREFINERY ENGINEERING
CLOE15	NANO TECHNOLOGY
CLIR17	INTERNSHIP / INDUSTRIAL TRAINING / ACADEMIC ATTACHMENT


[Download](#)

Copyright © National Institute of Technology, Tiruchirappalli Version 1.0

Hall Ticket View x Hallticket.pdf x +

localhost:8080/NITTSTUDENT/hallticketReport

1 of 1 Automatic Zoom



**NATIONAL INSTITUTE OF TECHNOLOGY,
THIRUCHIRAPPALLI - 620 015, TAMILNADU, INDIA.**

HALL TICKET

Roll No. : [REDACTED] **Name** : [REDACTED]
Programme : **B.TECH.** **Branch** : **CHEMICAL
ENGINEERING**
Batch : **2019-2023** **Session** : **July/2022**

SI. NO	Course Code	Course Name
1	CLPE22	FOOD PROCESSING TECHNOLOGY
2	CLPE23	BIOREFINERY ENGINEERING
3	CLOE15	NANO TECHNOLOGY
4	CLIR17	INTERNSHIP / INDUSTRIAL TRAINING / ACADEMIC ATTACHMENT

Date : 26-11-2022

Signature of the Student

7. If your photo is NOT appearing in HALL TICKET, upload it by clicking on PHOTO UPLOAD menu item on left side of your screen and then download the hall ticket again.

The screenshot shows a web browser window with the URL localhost:8080/NITTSTUDENT/studentRegProcess. The page header includes the NITT Tiruchirappalli logo and name in English, Hindi, and Tamil. The date 26-Nov-2022 and navigation links (Home, Logout) are visible. A left sidebar contains menu items: Change Password, Services, Photo Upload, Course Registration Form Download, Student Feedback, Hostel, and Fee Details. The main content area is titled 'Basic Details' and features a 'Mandatory Fields' section. This section includes a 'Name' field with a dropdown arrow, a 'Registration Number' field, and a 'Save' button. A 'CLICK HERE' button with a downward arrow is also present. Below the form, two red asterisked notes provide instructions: '* The photo should have white background.' and '* The uploaded photo will be displayed in all the academic documents(Transcript, Degree Certificate).' The footer contains 'Copyright © National Institute of Technology, Tiruchirappalli' and 'Version 1.0'.