

**NATIONAL INSTITUTE OF TECHNOLOGY
TIRUCHIRAPPALLI - 620015 TAMIL NADU**



ANNUAL ACCOUNTS

2016-2017

National Institute of Technology, Tiruchirappalli-620 015

Balance Sheet as at 31.03.2017

₹

₹


Sources of Funds:	Schedule No.	2016-17	2015-16
Capital Fund	1	4602978269	4451995557
Designated/Earmarked/Endowment Funds	2	1040177132	876065719
Current Liabilities & Provisions	3	864622294	626608265
TOTAL		6507777695	5954669541
Application of Funds			
Fixed Assets	4	2480455720	2509724054
Tangible Assets		15857175	14826969
Intangible Assets		2061674693	1882453853
Capital Works-in-progress	5	0	0
Investments From Earmarked/Endowment Funds		608577363	680138557
Long Term		283761561	144878071
Short Term	6	0	0
Investments - Others	7	894630606	371270862
Current Assets	8	162820577	351377175
Loans, Advances & Deposits			
TOTAL		6507777695	5954669541

Significant Accounting Policies


23

Contingent Liabilities and Notes to Accounts

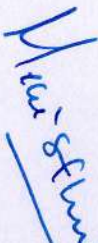
24


Consultant - Accounts

NIT-Trichy


Registrar

NIT-Trichy


Director

NIT-Trichy

National Institute of Technology, Tiruchirappalli-620 015

Income and Expenditure Account for the Period/Year Ended 31.03.2017

Particulars	Schedule No.	2016-17	2015-16
INCOME			
Academic Receipts	9	486302211	448253950
Grants/Subsidies	10	751904411	730000000
Income from Investments	11	9266106	4976134
Interest Earned	12	7573064	4286195
Other Income	13	96241613	92856848
Prior Period Income	14	0	0
TOTAL-(A)		1351287405	1280373127
EXPENDITURE			
Staff Payments & Benefits (Establishment Expenses)	15	8077719201	774856219
Academic Expenses	16	280181817	251115849
Administrative and General Expenses	17	113728052	108338700
Transportation Expenses	18	4709386	4546236
Repairs & Maintenance	19	56029665	80830646
Finance Costs	20	66371	0
Depreciation	4	210176240	194312025
Other Expenses	21	1566761	0
Prior Period Expenses	22	1286152	740988
TOTAL-(B)		1475463645	1414740663
Balance Being Excess of Income over Expenditure (A-B)		-124176240	-134367537
Transfer to / from Designated Fund		0	0
Building Fund			
Others () -Corpus Fund		86000000	90000000
Balance Being Surplus/Deficit Carried to Capital Fund		-210176240	-224367537

Significant Accounting Policies
Contingent Liabilities and Notes to Accounts

23

24

Consultant - Accounts
NIT-Trichy

Registrar
NIT-Trichy


Director
NIT-Trichy

SCHEDULES FORMING PART OF BALANCE SHEET

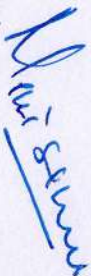
National Institute of Technology, Tiruchirappalli-620 015

SCHEDULE 1: CAPITAL FUND

Particulars		2016-17	2015-16
	Balance as at the Beginning of the Year	4451995557	4206377385
Add:	Contribution towards Capital Fund	0	0
Add:	Grant from UGC, Govt of India and State Government to the extent utilized for capital expenditure	360805052	469985709
Add:	Assets Purchased out of earmarked Funds	0	0
Add:	Assets Purchased out of Sponsored Projects, Where ownership vests in the institution	353900	0
Add:	Assets Donated/Gifts Received	0	0
Add:	Other Additions	0	0
Add:	Excess of Income over expenditure transferred from the income & Expenditure Account	0	0
Total		4813154509	4676363094
Deduct:	Deficit transferred from the Income & Expenditure Account	-210176240	-224367537
Balance at the Year End		4602978269	4451995557


 Consultant - Accounts
 NIT-Trichy


 Registrar
 NIT-Trichy


 Director
 NIT-Trichy

National Institute of Technology, Tiruchirappalli-620 015


SCHEDULE 2: DESIGNATED/EARMARKED/ENDOWMENT FUNDS

Particulars	Fund wise Breakup							Total	
	Corpus Fund	Staff Development Fund	Maintenance Fund	Depreciation Fund	Student Welfare Fund	ECC Fund	Endowment	2016-17	2015-16
A.									
a) Opening Balance	830270036	16493828	814882	814882	12223241	12417025	3031825	876065719	72704499
b) Additions during the year	90527781	503087	0	0	0	0	425000	91455868	9380854
c) Income from investments made of the funds	22388821	444768	21974	21974	329608	334834	251583	23793562	1167063
d) Accrued Interest on Investments/Advances	46118400	916171	45264	45264	678955	689719	0	48493773	4349120
e) Interest on Savings Bank Account	521348	10357	512	512	7675	7797	0	548201	24221
f) Other Additions	0	0	0	0	0	0	0	0	0
Total - (A)	989826386	18368211	882632	882632	13239479	13449375	3708408	1040357123	87625759
B.									
Utilisation/Expenditure towards objectives of Funds	0	0	0	0	0	0	0	0	0
i) Capital Expenditure	0	0	0	0	0	0	0	0	0
ii) Revenue Expenditure	0	0	0	0	0	0	179991	179991	19187
Total - (B)	0	0	0	0	0	0	179991	179991	19187
Closing balance at the year end (A-B)	989826386	18368211	882632	882632	13239479	13449375	3528417	1040177132	876065711
Represented by									
Cash and Bank Balances	9696241	0	0	0	0	288236	119120	10103597	7256577
Investments	845094991	17127956	837368	837368	12560524	12471420	3409297	892338924	825016622
Interest accrued but not due	46118400	916171	45264	45264	678955	689719	0	48493773	4349120
Receivable from Tuition fees of DASA	86000000	0	0	0	0	0	0	86000000	0
Receivable from R & D Overheads	2916754	324084	0	0	0	0	0	3240838	0
Total	989826386	18368211	882632	882632	13239479	13449375	3528417	1040177132	875764405

* The Bank balances of FCC Fund and Endowment Fund are presented with ECC and Non-Plan Account bank balances respectively.


Consultant - Accounts
NIT-Trichy


Registrar
NIT-Trichy


Director
NIT-Trichy

SCHEDULE : 2 (a) ENDOWMENT FUNDS

National Institute of Technology, Tiruchirappalli-620 015

Sl.No.	Name of the Endowment	Opening Balance As on 1.4.2016		Additions during the years		Total		Expenditure on the object during the year	Closing Balance		Total
		Endowment	Accumulated Interest	Endowment	Interest	Endowment 7(3+5)	Accumulated Interest 8(4+6)		Endowment	Accumulated Interest 11	
1	Dr. Sargurudas Memorial Fund	500	0	0	45	500	45	45	500	0	500
2	Kharche Associated Fund	10000	0	0	877	10000	877	877	10000	0	10000
3	Dr. M. Shanmugam Fund	4000000	0	0	35712	4000000	35712	35712	4000000	0	4000000
4	Chetterjee Memorial Fund	10000	0	0	877	10000	877	877	10000	0	10000
5	Rajalakshmi Trust Fund	3000	0	0	263	3000	263	263	3000	0	3000
6	Balakumaran Memorial Fund	10000	0	0	877	10000	877	877	10000	0	10000
7	Reunion Fund	44065	9355	0	3867	44065	13222	0	44065	13222	57287
8	Janardhan Iyengar & Seethamma Fund	20000	0	0	1755	20000	1755	1755	20000	0	20000
9	Prof. S. Muthukaruppan Fund	10000	0	0	877	10000	877	877	10000	0	10000
10	Avinash Memorial Endowment Fund	200000	0	0	17550	200000	17550	17550	200000	0	200000
11	Prof. S.H. Ibrahim Endowment Fund	25000	0	0	2194	25000	2194	2194	25000	0	25000
12	Prof. M. Sitarman Endowment Fund	25000	0	0	2194	25000	2194	2194	25000	0	25000
13	Prof. Thirumalai Arasan Mem Fund	25000	0	0	2194	25000	2194	2194	25000	0	25000
14	Neela Balasubramanian Memorial Award (Dr. B. Sekar)	125000	0	0	10968	125000	10968	10968	125000	0	125000
15	Karthik Memorial Fund(Dr. G. Swaminathan)	50000	0	0	4387	50000	4387	4387	50000	0	50000
16	Vijayalakshmi Kannan Memorial Fund	15000	0	0	1316	15000	1316	1316	15000	0	15000
17	Dr. Duraisamy Memorial Fund (Dr. TS Rajan)	50000	0	0	5065	50000	5065	5065	50000	0	50000
18	RECAL NITT Fund	68823	7249	0	6039	68823	13288	0	68823	13288	82111
19	Ruby & Topaz 84 Batch Endowment Fund	952909	30923	0	83616	952909	114539	21930	952909	92609	1045518
20	Subash Chandrabose Memorial Award	75000	0	0	6981	75000	6981	6981	75000	0	75000
21	Dr. P. S. Manisundaram Endowment Fund	75000	0	0	6640	75000	6640	6640	75000	0	75000
22	Osik Adak Memorial Award(Pragyan)	290001	0	0	26987	290001	26987	26987	290001	0	290001
23	Dr. J. Raja Memorial Fund	50000	0	0	4254	50000	4254	4254	50000	0	50000
24	Prof. Joseph Martin Fernando Trophy	50000	0	0	4254	50000	4254	4254	50000	0	50000
25	S.J. Chinnulu Medal of Excellence	400000	0	100000	21794	500000	21794	21794	500000	0	500000
26	Prof. K.S. Pandey	0	0	125000	0	125000	0	0	125000	0	125000
27	M/s. Chennai Metco P. Ltd., Chennai	0	0	200000	0	200000	0	0	200000	0	200000
	TOTAL	2984298	47527	425000	251583	3409298	299110	179991	3409298	119119	3528417

[Signature]
 Assistant - Accounts
 NIT - Trichy

[Signature]
 Registrar
 NIT - Trichy


[Signature]
 Director
 NIT - Trichy


National Institute of Technology, Tiruchirappalli-620 015

SCHEDULE 3: CURRENT LIABILITIES & PROVISIONS

Particulars	2016-17	2015-16
A. Current Liabilities		
1. Deposits from Staff	0	0
2. Deposits from Students	57268796	55484660
3. Sundry Creditors		
a) For Goods & Services	46405328	79744935
b) Others	147513029	34937591
4. Deposit-Others (including EMD, Security Deposit)	21127239	15521981
5. Statutory Liabilities (GPF, TDS, WC Tax, CPF, GIS, NPS):		
a) Overdue	0	0
b) Others	9613376	7528551
6. Other Current Liabilities		
a) Salaries	85552761	92941541
b) Receipts against Sponsored Projects	144304262	149058656
c) Receipts against Sponsored Fellowships & Scholarships	8830859	10632888
d) Unutilised Grants	239303246	56870560
e) Grants in Advance	0	0
f) Other Funds (a) TEQIP Funds	11795387	26441917
(b) L & T Funds	7725990	418599
g) Other Liabilities	85182021	97026386
Total (A)	864622294	626608265
B. Provisions		
1. For Taxation	0	0
2. Gratuity	0	0
3. Superannuation/Pension	0	0
4. Accumulated Leave Encashment	0	0
6. Trade Warranties/Claims	0	0
7. Others	0	0
Total (B)	0	0
Total (A+B)	864622294	626608265


 Consultant - Accounts
 NIT-Trichy


 Registrar
 NIT-Trichy


 Director
 NIT-Trichy

National Institute of Technology, Tiruchirappalli-620 015

SCHEDULE 3 (a): SPONSORED PROJECTS

S. No.	Name of the Project	Opening Balance as on 01.04.2016		Receipts/ Recoveries during the year	Total	Expenditure during the year	Closing Balance as on 31.03.2017	
		Credit	Debit				Credit	Debit
1	2	3	4	5	6	7	8	9
1	DST, New Delhi	25634927	0	18068602	43703529	21205379	22498150	0
2	CSIR, New Delhi	2399167	0	1373822	3772989	1216639	2556350	0
3	UGC/AICTE, New Delhi	759760	0	277948	1037708	908897	128811	0
4	DRDO & Defence Research Laboratories	7544284	0	15026285	22570569	9104930	13465639	0
5	MHRD & MHRD (SCSP/TSP/PWD)	15568891	0	484973	16053864	9147863	6906001	0
	MHRD-GIAN			5809500	5809500	3159914	2649586	
6	SERB, New Delhi	16194596	0	10584965	26779561	16373317	10406244	0
7	Miscellaneous Projects	43278132	0	25838756	69116888	25661030	43455858	0
8	Research Management Fund	3799725	0	1054424	4854149	143964	4710185	0
9	ECC Fund	15033037	0	22066139	37099176	18417875	18681301	0
10	ICSR Fund	1405076	0	0	1405076	0	1405076	0
11	Project & Consultancy Fund	11675300	0	0	11675300	0	11675300	0
12	TAT/MODROB Projects	5765761	0	0	5765761	0	5765761	0
	TOTAL	149058656	0	100585414	249644070	105339808	144304262	

₹

M. P. Raju
Consultant - Accounts
NIT-Trichy


A. J. Prasad
Registrar
NIT-Trichy


M. S. Kumar
Director
NIT-Trichy

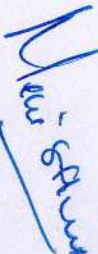
National Institute of Technology, Tiruchirappalli-620 015

SCHEDULE 3 (b): SPONSORED FELLOWSHIPS AND SCHOLARSHIPS

1 Sl.No.	2 Name of Sponsor	Opening Balance As on 01.04.16		Transactions During the year		Closing Balance As On 31.3.2017	
		3 CR	4 DR	5 CR	6 DR	7 CR	8 DR
1	University Grants Commission	0	0	0	0	0	0
2	Ministry.....	0	0	0	0	0	0
3	Others (Specify individually)						
	a) R & C Fellowships	5252265	0	21948703	22427009	4773959	0
	b) State scholarships	4328192	0	3873254	4144546	4056900	0
	c) QIP Fellowships	1052431	0	3067679	4120110	0	0
	TOTAL	10632888	0	28889636	30691665	8830859	0


 Consultant - Accounts
 NIT-Trichy
M. S. R. Prasad


 Registrar
 NIT-Trichy


 Director
 NIT-Trichy

National Institute of Technology, Tiruchirappalli-620 015

SCHEDULE 3 (c): UNUTILISED GRANTS FROM UGC, GOVERNMENT OF INDIA AND STATE GOVERNMENTS

	2016-17	2015-16
A. Plan Grants : Government of India		
Balance B/F	56870560	2257518
Add: Receipts during the year	441142149	504280751
Total (a)	498012709	526856269
Less Refunds		
Less : Utilized for Revenue Expenditure	360805052	469985709
Less: Utilized for Capital Expenditure	360805052	469985709
Total (b)	137207657	56870560
B. UGC Grants : Plan		
Balance B/F	0	0
Add: Receipts during the year	0	0
Total (c)	0	0
Less Refunds		
Less : Utilized for Revenue Expenditure	0	0
Less: Utilized for Capital Expenditure	0	0
Total (d)	0	0
C. UGC Grants: Non-Plan		
Balance B/F	0	0
Add: Receipts during the year (Grant)	854000000	730000000
Total (e)	854000000	730000000
Less Refunds		
Less : Utilized for Revenue Expenditure	751904411	730000000
Less: Utilized for Capital Expenditure	0	0
Total (f)	751904411	730000000
D. Plan Grants : Government of India		
Balance B/F	102095589	0
Add: Receipts during the year	0	0
Total (g)	102095589	0
Less Refunds		
Less : Utilized for Revenue Expenditure	0	0
Less: Utilized for Capital Expenditure	0	0
Total (h)	0	0
Unutilized carried forward (g-h)	0	0
* GRAND TOTAL (A+B+C+D)	239303246	56870560

Consultant- Accounts

NIT-Trichy

Registrar
NIT-Trichy

Director
NIT-Trichy

SCHEDULE 4: FIXED ASSETS

National Institute of Technology, Tiruchirappalli-620 015

S.No.	Assets Heads	Gross Block				Depreciation for the year 2016-17				Net Block	
		Op Balance	Additions	Deductions	CI Balance 31.03.2017	Dep Opening Balance	Depreciation for the year	Deductions/ Adjustments	Total Depreciation	31.03.2017	31.03.2016
1	Land	4709795	0	0	4709795	0	0	0	0	4709795	4709799
2	Site Development	0	0	0	0	0	0	0	0	0	0
3	Buildings	1670787727	8949583	0	1679787310	154997562	33594746	0	188592308	1491145002	151579016
4	Roads & Bridges	12444954	0	0	12444954	392385	248899	0	641284	11803670	12052566
5	Tubewells & Water Supply	43613833	0	0	43613833	1368726	872277	0	2241003	41372830	4224510
6	Sewerage & Drainage	6906596	0	0	6906596	163955	138132	0	302087	6604509	674264
7	Electrical Installation and Equipment	60387058	13093138	0	73480196	10099555	3674010	0	13773565	59706631	5028750
8	Plant & Machinery	19642161	1878241	0	21520402	2756726	1076020	0	3832746	17687656	1688543
9	Scientific & Laboratory Equipments	1322550461	70725877	0	1393276338	663814056	83126034	0	746940090	646336248	65873640
10	Office Equipments	67153970	3539088	0	70693058	35558257	5301979	0	40860236	29832822	3159571
11	Audio Visual Equipments	4329541	3716507	0	8046048	1138342	603454	0	1741796	6304252	319119
12	Computers & Peripherals	238185595	22236201	0	260421796	178180233	32451164	0	210631397	49790399	60005366
13	Furniture, Fixtures & Fittings	130173337	6171714	0	136345051	44585041	10225879	0	54810920	81534131	8558829
14	Vehicles	4617649	10116359	0	14734008	4132508	1156383	0	5288891	9445117	485140
15	Lib.Books & Scientific Journals	44500888	6777921	0	51278809	23092165	4003986	0	27096151	24182658	21408722
16	Small Value Assets	0	23387	0	0	0	23387	0	23387	0	0
Total (A)		3630003565	147228016	0	3777208194	1120279511	176496350	0	1296775861	2480455720	2509724054
17	Capital Work in Progress (B)	1882453853	191056944	11836104	2061674693	0	0	0	0	2061674693	1882453853
Intangible Assets		Op Balance	Additions	Deductions	CI Balance	Dep Opening Balance	Amortization for the year	Deductions/ Adjustments	Total Amortization	31.03.2017	31.03.2016
18	Computer Software	28751289	18223278	0	46974567	27534934	17912849	0	45447783	1526784	12163555
19	E-Journals	24175626	16311818	0	40487444	10565012	15747597	0	26312609	14174835	13610614
20	Patents	0	175000	0	175000	0	19444	0	19444	155566	0
Total (C)		52926915	34710096	0	87637011	38099946	33679890	0	71779836	15857175	14826969
Grand Total (A+B+C)		5565384433	372995056	11836104	592651898	1158379457	210176240	0	1368555697	4557987588	4407004876

Note: The figure in column 'Deductions' under Gross Block against head Capital Work in Progress represents the transfer from Work in Progress to Assets during the year. The figure in column 'Additions' during the year under Gross Block against Assets 1 to 14 include transfer from Work in Progress during the year, as well as further acquisitions during the year.

[Signature]
 Assistant - Accounts
 NIT-Trichy

[Signature]
 Registrar
 NIT-Trichy

[Signature]
 Director
 NIT-Trichy

SCHEDULE 4(a): FIXED ASSETS - PLAN & OTHERS

National Institute of Technology, Tiruchirappalli-620 015

S.No.	Assets Heads	Gross Block				Depreciation for the year 2016-17				Net Block	
		Op Balance	Additions	Deductions	CI Balance 31.03.2017	Dep Opening Balance	Depreciation for the year	Deductions/Adjustment	Total Depreciation	31.03.2017	31.03.2016
1	Land	4709795	0	0	4709795	0	0	0	0	4709795	4709795
2	Site Development	0	0	0	0	0	0	0	0	0	0
3	Buildings	1670787727	8949583	0	1679787310	154997562	33594746	0	188592308	1491145002	1515790165
4	Roads & Bridges	12444954	0	0	12444954	392385	248899	0	641284	11803670	12052569
5	Tubewells & Water Supply	43613833	0	0	43613833	1368726	872277	0	2241003	41372830	42245107
6	Sewerage & Drainage	6906596	0	0	6906596	163955	138132	0	302087	6604509	6742641
7	Electrical Installation and Equipment	60387058	13093138	0	73480196	10099555	3674010	0	13773565	59706631	50287503
8	Plant & Machinery	19642161	1878241	0	21520402	2756726	1076020	0	3832746	17687656	16885435
9	Scientific & Laboratory Equipments	1322550461	70725877	0	1393276338	663814056	83126034	0	746940090	64636248	658736405
10	Office Equipments	67153970	3539088	0	70693058	35558257	5301979	0	40860236	29832822	31595713
11	Audio Visual Equipments	4329541	3716507	0	8046048	1138342	603454	0	1741796	6304252	3191199
12	Computers & Peripherals	238185595	22070301	0	260255896	178180233	32417984	0	210598217	49657679	60005362
13	Furniture, Fixtures & Fittings	130173337	5983714	0	136157051	44585041	10211779	0	54796820	81360231	85588296
14	Vehicles	4617649	10116359	0	14734008	4132508	1156383	0	5288891	9445117	485140
15	Lib.Books & Scientific Journals	44500888	6777921	0	51278809	23092165	4003986	0	27096151	24182658	21408723
16	Small Value Assets	0	23387	0	0	0	23387	0	23387	0	0
	Total (A)	3650003565	146874116	0	3776854294	1120279511	176449070	0	1296728581	2480149100	2509724054
17	Capital Work in Progress (B)	1882453853	191056944	11836104	2061674693	0	0	0	0	2061674693	1882453853
	Total (C)	52926915	34710096	0	87637011	38099946	33679890	0	71779836	15857175	14826969
	Grand Total (A+B+C)	5565384333	372641156	11836104	5926165998	1158379457	210128960	0	1368580417	4557680968	4407004876

Note: The figure in column 'Deductions' under Gross Block against head Capital Work in Progress represents the transfer from Work in Progress to Assets during the year. The figure in column 'Additions' during the year under Gross Block against Assets 1 to 14 include transfer from Work in Progress during the year, as well as further acquisitions during the year.


 Assistant - Accounts
 NIT-Trichy


 Registrar
 NIT-Trichy


 Director
 NIT-Trichy

SCHEDULE 4 (B): FIXED ASSETS-OTHERS (Sponsored Projects)

National Institute of Technology, Tiruchirappalli-620 015

S.No.	Assets Heads	Op Balance	Gross Block			Depreciation for the year 2016-17			Net Block		
			Additions	Deductions	Cl Balance	Dep Opening Balance	Depreciation for the year	Deductions/ Adjustment	Total Depreciation	31.03.2017	31.03.2016
1	Land	0	0	0	0	0	0	0	0	0	0
2	Site Development	0	0	0	0	0	0	0	0	0	0
3	Buildings	0	0	0	0	0	0	0	0	0	0
4	Roads & Bridges	0	0	0	0	0	0	0	0	0	0
5	Tubewells & Water Supply	0	0	0	0	0	0	0	0	0	0
6	Sewerage & Drainage	0	0	0	0	0	0	0	0	0	0
7	Electrical Installation and Equipment	0	0	0	0	0	0	0	0	0	0
8	Plant & Machinery	0	0	0	0	0	0	0	0	0	0
9	Scientific & Laboratory Equipments	0	0	0	0	0	0	0	0	0	0
10	Office Equipments	0	0	0	0	0	0	0	0	0	0
11	Audio Visual Equipments	0	0	0	0	0	0	0	0	0	0
12	Computers & Peripherals	0	165900	0	165900	0	33180	0	33180	132720	0
13	Furniture, Fixtures & Fittings	0	188000	0	188000	0	14100	0	14100	173900	0
14	Vehicles	0	0	0	0	0	0	0	0	0	0
15	Lib.Books & Scientific Journals	0	0	0	0	0	0	0	0	0	0
16	Small Value Assets	0	0	0	0	0	0	0	0	0	0
	Total (A)	0	353900	0	353900	0	47280	0	47280	306620	0
17	Capital Work in Progress (B)	0	0	0	0	0	0	0	0	0	0
	Total (A+B)	0	353900	0	353900	0	47280	0	47280	306620	0
	Total (C)	0	0	0	0	0	0	0	0	0	0
	Grand Total (A+B+C)	0	353900	0	353900	0	47280	0	47280	306620	0

Accountant - Accounts
NIT-Tiruchy

Registrar
NIT-Tiruchy

Director
NIT-Tiruchy

Use

M. S. S. S.

National Institute of Technology, Tiruchirappalli-620 015

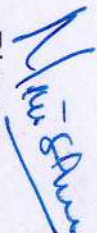
SCHEDULE 5 : INVESTMENTS FROM FARMARKED/ENDOWMENT FUNDS

S.No.	Particulars	2016-17	2015-16
1	In Central Government Securities	0	0
2	In State Government Securities	0	0
3	Other approved Securities	0	0
4	Shares	0	0
5	Debentures and Bonds	0	0
6	Term Deposits with Banks	892338924	825016628
7	Others (to be specified)	0	0
	Total	892338924	825016628


 Consultant - Accounts
 NIT-Trichy


 NIT-Trichy


 Registrar
 NIT-Trichy


 Director
 NIT-Trichy

National Institute of Technology, Tiruchirappalli-620 015

SCHEDULE 6 : INVESTMENTS - OTHERS

S.No.	Particulars	2016-17	2015-16
1	In Central Government Securities	0	0
2	In State Government Securities	0	0
3	Other approved Securities	0	0
4	Shares	0	0
5	Debentures and Bonds	0	0
6	Others (to be specified)	0	0
	Total	0	0

[Signature]
 Consultant - Accounts
 NIT-Trichy

[Signature]


[Signature]
 Registrar
 NIT-Trichy


[Signature]
 Director
 NIT-Trichy

National Institute of Technology, Tiruchirappalli-620 015

SCHEDULE 7 : CURRENT ASSETS

Particulars	2016-17	2015-16
1. Stock		
a) Stores and Spares	0	0
b) Loose Tools	0	0
c) Publications	0	0
d) Laboratory chemicals, Consumables and glass ware	0	0
e) Building Material	0	0
f) Electrical Material	0	0
g) Stationery	0	0
h) Water supply Materials	0	0
2. Sundry Debtors		
a) Debts Outstanding for a period of exceeding six months	1900325	32573462
b) Other ()	123364898	0
3. Cash and bank Balances (inc. Stamp on Hand)		
Stamp on Hand :	155593	117885
a) With Scheduled Banks:-		
- In Current Accounts	9671782	6541847
- In Term Deposit Accounts	199275960	93569598
- In Savings Accounts (inc. Cash Balance : 52025)	560262048	238468070
b) With Non-Scheduled Banks:-		
- In Term Deposit Accounts	0	0
- In Savings Accounts	0	0
4. Post Office-Savings Accounts		
Total	894630606	371270862


 Consultant - Accounts
 NIT-Trichy


 Registrar
 NIT-Trichy
 16


 Director
 NIT-Trichy

National Institute of Technology, Tiruchirappalli-620 015

SCHEDULE 7 : ANNEXURE A

Head of Account		Name of the Bank	A/C-No	Amount in ₹
I. Savings Bank Account				
1. PLAN (Non Recurring) Account	A	SBI, NITT	10023882957	26072574
2. NON PLAN (Recurring) Account (inc. Cash Balance: 41986)	B	SBI, NITT	10023882946	432969116
CANARA Bank Account	B	Theppakulam, Trichy	36127	38053
3. TEQIP:Account (inc. Cash Balance: 632)	C	SBI, NITT	10023883008	11568906
4. ECC:Account	D	SBI, NITT	10023883064	12592581
5. CORPUS: other funds Account	F	SBI, NITT	10023883097	9696241
6. Research & Development Funds (inc. Cash Balance: 9407)	G	SBI, NITT	10023883042	59367700
7. SCHOLARSHIPS Account	H	SBI, NITT	10023883019	4056901
8. Research Management Fund		SBI, NITT	33076404999	3899976
II. Current Account				
1. Service Tax Account		SBI, NITT	34837295014	323854
2. Student Fee Account		SBI, NITT	35821815354	10000
3. Foreign Exchange Transactions Account	HEK	SBI, NITT	10891414445	9661782
III. Term Deposits with Schedule Banks				
1. Plan Deposits				104463953
2. Non-Plan Deposits				32496393
3. R & C Funds				51991760
4. ECC Funds				10000000
Total				769209790

(Signature)
Consultant - Accounts

NIT-Trichy

(Signature)
Registrar

NIT-Trichy

(Signature)
Director

NIT-Trichy

National Institute of Technology, Tiruchirappalli-620 015

SCHEDULE 8 : LOANS, ADVANCES & DEPOSITS

Particulars	2016-17	2015-16
1. Advance to Employees (Non-Interest Bearing)		
a) Salary	0	0
b) Festival	1196717	1172567
c) LTC	0	0
d) Medical Advance	98590	200090
e) Other (to be specified)	0	0
2. Long Term Advance to Employees (Interest Bearing)		
a) Vehicles Loan	3541173	3647233
b) Home Loan	0	87246
c) Other (to be specified)-Computer, Marriage Loan	2216196	2458886
3. Advances and Other amount recoverable in Cash or in kind or for Value to be received:		
a) On Capital Account- Deposits with CPWD	83239547	91499491
b) To Suppliers	506590	506590
c) Other (to be specified)-Contingency Non-Plan:4001659 R&C:572588 TEQIP:226481	4800728	9183945
4. Prepaid Expenses		
a) Insurance	473697	479839
b) Other Expenses	75474	171243
5. Deposits		
a) Telephone	53079	53079
b) Lease Rent	0	0
c) Electricity	12152900	9063210
d) AICTE, if applicable	0	0
f) Others (to be specified)	0	0
6. Income Accrued:		
a) On Investments from Earmarked/Endowment Funds	45631624	43491202
b) On Investment Others	4392523	986299
c) On Loans and Advances	0	0
d) Others (includes income due unrealized)	0	0
7. Other-Current Assets receivable from UGC/Sponsored Projects		
a) Debit Balances in Sponsored Projects	0	0
b) Debit Balances in Fellowship & Scholarship (QIP)	1500918	8298219
c) Grants Receivables	78036	18000000
d) Other Receivables	2862785	78036
8. Claims Receivables		
Total	162820577	351977175

Consultant - Accounts

NIT - Trichy

Registrar

NIT - Trichy

18

Director

NIT - Trichy

**SCHEDULES FORMING PART OF INCOME &
EXPENDITURE ACCOUNT**

SCHEDULE 9 : ACADEMIC RECEIPTS

National Institute of Technology, Tiruchirappalli-620 015

Particulars	2016-17	2015-16
Fees from Students		
Academic		
1. Tuition Fee (353850021) share of corpus fund(86000000)	439850021	402133196
2. Admission Fee	936000	396000
3. Enrolment Fee / Convocation Fee	2024650	1788900
4. Library Admission Fee	10893113	12009000
5. Laboratory Fee / Computer Fee	15643607	15615351
6. Art & Craft Fee / Sports Fee	1201400	1194600
7. Registration Fee	2675160	2389200
8. Syllabus Fee / MBA Fee	2019911	0
Total (A)	475243862	435526247
Examinations		
1. Admission Test Fee	0	0
2. Annual Examination Fee	3710842	4570957
3. Mark Sheet, Certificate Fee	756723	2203195
4. Entrance Examination Fee	0	0
Total (B)	4467565	6774152
Other Fees		
1. Identity Card Fee	0	0
2. Fine / Miscellaneous Fee	2237053	442592
3. Medical Fee	297750	337800
4. Transportation Fee	1570254	1297239
5. Hostel Fee	0	0
Total (C)	4105057	2077631
Sale of Publications		
1. Sale of Admission forms	1961709	1686114
2. Sale of Syllabus and Question Paper, etc.	0	0
3. Sale of Prospectus including Admission Forms	0	0
Total (D)	1961709	1686114
Other Academic Receipts		
1. Registration fee for Workshops, Programmes	524018	2189806
2. Registration fee (Academic Staff College)	0	0
Total (E)	524018	2189806
Grand Total (A+B+C+D+E)	486302211	448253950

[Signature]
Consultant - Accounts
NIT-Trichy

[Signature]
Registrar
NIT-Trichy
19

[Signature]
Director
NIT-Trichy

National Institute of Technology, Tiruchirappalli-620 015

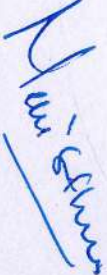
SCHEDULE 10 : GRANTS / SUBSIDIES (IRREVOCABLE GRANTS RECEIVED)

Particulars	Plan			Total Plan	Non Plan UGC	2016-17	2015-16
	Govt. of India	UGC					
		Plan	Specific Schemes				
Balance B/F	56870560	0	0	0	0	56870560	22575518
Add : Receipts during the year	0	0	0	0	0	0	0
Grant	430000000	0	0	0	854000000	1284000000	1230400000
Interest Income	11142149	0	0	0	0	11142149	3880751
Total	498012709	0	0	0	854000000	1352012709	1256856269
Less : Refund to UGC	0	0	0	0	0	0	0
Balance	498012709	0	0	0	854000000	1352012709	1256856269
Less : Utilised for Capital Expenditure (A)	360805052	0	0	0	0	360805052	469985709
Balance	137207657	0	0	0	854000000	991207657	786870560
Less : utilised for Revenue Expenditure (B)	0	0	0	0	751904411	751904411	730000000
Balance C/F (C)	137207657	0	0	0	102095589	239503246	56870560

- A- Appears as addition to Capital Fund as well as additions to Fixed Assets during the year.
 B- Appears as income in the Income & Expenditure Account.
 C. i. Appears under Current Liabilities in the Balance Sheet and will become the opening balance next year.
 ii. Represented by Bank balances, Investments and Advances on the assets side.


 Consultant - Accounts
 NIT-Trichy


 Registrar
 NIT-Trichy



 Director
 NIT-Trichy

National Institute of Technology, Tiruchirappalli-620 015

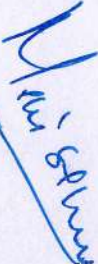
SCHEDULE 11 : INCOME FROM INVESTMENTS

Particulars	₹		₹		₹	
	2016-17	2015-16	2016-17	2015-16	2016-17	2015-16
1) Interest						
a) On Government Securities	0	0	0	0	0	0
b) Other Bonds/Debentures	0	0	0	0	0	0
2) Interest on Term Deposits	23793562	11670636	9266106	9266106	4976134	4976134
3) Income accrued but not due on Term Deposits/ Interest bearing advance to employee	48493773	43491202	0	0	0	0
4) Interest on Savings Bank Accounts	548201	242216	0	0	0	0
5) Others (Specify)	0	0	0	0	0	0
Total	72835536	55404054	9266106	9266106	4976134	4976134
Transferred to Farmarked / Endowment Funds						
Balance	72835536	55404054	0	0	0	0


 Consultant - Accounts
 NIT-Trichy


 Registrar
 NIT-Trichy


21



 Director
 NIT-Trichy


National Institute of Technology, Tiruchirappalli-620 015

SCHEDULE 12 : INTEREST EARNED

Particulars	2016-17	2015-16
1) On Savings Accounts with Scheduled Banks	6986046	3693766
2) On Loans		
a) Employee/Staff	587018	592429
b) Others	0	0
3) On Debtors and Other Receivables	0	0
Total	7573064	4286195


 Consultant - Accounts
 NIT-Trichy


 Registrar
 NIT-Trichy
 22


 Director
 NIT-Trichy

National Institute of Technology, Tiruchirappalli-620 015

SCHEDULE 13 : OTHER INCOME

Particulars	2016-17		2015-16	
	₹	₹	₹	₹
A. Income from Land & Building:				
1. Hostel Room Rent	18289800		18392020	
2. License Fee	3320631		4045568	
3. Hire Charges of Auditorium/Play Ground/Convention Centre, etc.	11149693		9591040	
4. Electricity charge recovered	36143110		37312723	
5. Water charges recovered	174307		218846	
Total (A)	69077541		69560197	
B. Sale of Institute's Publications (B)				
C. Income from Holding Events:				
1. Gross Receipts from Annual Function/Sports Carnival Function/Sports Carnival	0		0	
2. Gross Receipts from Fetes	0		0	
Less: Direct Expenditure incurred on the Fetes	0		0	
3. Gross Receipts from Educational Tours	0		0	
Less: Direct Expenditure incurred on the Tours	0		0	
4. Others (to be specified and separately disclosed)	0		0	
Total (C)				
D. Others:				
1. Income from Consultancy	1005193		1122048	
a) Honorarium to staff	9321231		8572050	
2. RTI Fees	646		717	
3. Income from Royalty	0		0	
4. Sale of Application Form (Recruitment)	0		0	
5. Misc. Receipts (Sale of Tender Form, Waste Paper etc.)	4649277		1656336	
6. Profit on Sale/Disposal of Assets:-				
a) Owned Assets (under buy back purchase)	172725		0	
b) Assets received Free of Cost	0		0	
7. Grants/Donations from Institutions, Welfare Bodies and International Organizations	0		0	
8. Other (specify)				
a) Association and cultural fee				
Total (D)	12015000		11945500	
Grand Total (A+B+C+D)	27164072		23296651	
	96241613		92856848	

M. S. Srinivasan
 Consultant- Accounts
 NIT- Trichy

S. Srinivasan
 Registrar
 NIT- Trichy

M. S. Srinivasan
 Director
 NIT- Trichy


National Institute of Technology, Tiruchirappalli-620 015


SCHEDULE 14 : PRIOR PERIOD INCOME

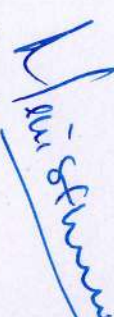
	2016-17	2015-16
Particulars	2016-17	2015-16
1. Academic Receipts	0	0
2. Income from Investments	0	0
3. Interest earned	0	0
4. Other Income	0	0
Total	0	0

₹

₹


 Consultant - Accounts
 NIT-Trichy


 Registrar
 NIT-Trichy


 Director
 NIT-Trichy


National Institute of Technology, Tiruchirappalli-620 015

SCHEDULE 15 : STAFF PAYMENTS & BENEFITS (Establishment Expenses)


Particulars	2016-17	2015-16
	Non Plan	Non Plan
a) Salaries and Wages	536644711	517829025
b) Allowances and Bonus	9647550	20334730
c) Contribution to Provident Fund	109070	153108
d) Contribution to Other Fund (NPS)	14707439	12795167
e) Staff Welfare Expenses	935697	1003700
f) Retirement and Terminal Benefits	136874422	129803784
g) LTC Facility	10588431	11192610
h) Medical Facility	22145216	25042914
i) Children Education Allowance	5330119	5591609
j) Honorarium (Non-Plan)	459435	614586
Honorarium (ECC)	9321231	8572050
k) Others (Specify) Outsources exp.	60955880	41922936
Total	807719201	774856219

₹

₹


 Registrar
 NIT-Trichy


 Registrar
 NIT-Trichy



 Director
 NIT-Trichy


 Assistant
 NIT-Trichy


National Institute of Technology, Tiruchirappalli-620 015

SCHEDULE 16 : ACADEMIC EXPENSES

Particulars	2016-17	2015-16
	Non Plan	Non Plan
a) Laboratory Expenses / DOOC	13965465	11566694
b) Field Work / Participation	1326229	3077273
c) Seminar / Workshop	1001296	2980056
d) Payment to Visiting Faculty	19958226	13238015
e) Examination	1785752	1535397
f) Student Welfare Expenses	14557123	13065571
g) Admission Expenses	1748207	962470
h) Convocation Expenses	1941133	2245262
i) Publications	0	0
j) Stipend / Means-cum-Merit Scholarship	219757397	199820022
k) Subscription Expenses	175864	0
l) Others (Specify)		
Sports & Games, NCC/NSS,etc	3965125	2625089
Total	280181817	251115849


 Consultant - Accounts
 NIT-Trichy


 Registrar
 NIT-Trichy


 Director
 NIT-Trichy

National Institute of Technology, Tiruchirappalli-620 015

SCHEDULE 17 : ADMINISTRATIVE AND GENERAL EXPENSES

Particulars	2016-17	2015-16
	Non Plan	Non Plan
A Infrastructure		
a) Electricity and Power	80157391	73038810
b) Water Charges	8934600	9934500
c) Insurance	446111	42280
d) Rent, Rates and Taxes (including Property Tax)	1245518	1309554
B Communication		
e) Postage & Telegram	527987	644119
f) Telephone Fax and Internet Charges	7155015	4822592
C Others		
g) Printing and Stationary	1819831	4405758
h) Travelling and Conveyance Expenses	2801027	1956347
i) Hospitality	465893	466168
j) Auditors Remuneration	206338	80899
k) Professional Charges	399114	101933
l) Advertisement and Publicity	3415909	3951049
m) Magazines & Journals	92674	140876
n) Others (Specify)		
Board/Finance Committee Meeting Exp.	4644053	6054332
Other Misc. Exp	1416591	1389483
Total	113728052	108338700

₹

₹

[Signature]
Consultant - Accounts

NIT-Trichy

[Signature]
Registrar

NIT-Trichy

[Signature]
Director

NIT-Trichy


National Institute of Technology, Tiruchirappalli-620 015

SCHEDULE 18 : TRANSPORTATION EXPENSES


Particulars	2016-17	2015-16
	Non Plan	Non Plan
1. Vehicles (Owned by Institution)		
a) Running Expenses	1691705	1980212
b) Repairs & Maintenance	1622891	801511
c) Insurance Expenses	328339	813547
2. Vehicles taken on Rent / Lease		
a) Rent / Lease Expenses	620115	0
3. Vehicle(Taxi) hiring Expenses	446336	950966
Total	4709386	4546236

₹

₹


 Consultant - Accounts
 NIT-Trichy


 Registrar
 NIT-Trichy


 Director
 NIT-Trichy


National Institute of Technology, Tiruchirappalli-620 015

SCHEDULE 19 : REPAIRS & MAINTENANCE

Particulars	2016-17	2015-16
	Non Plan	Non Plan
a) Buildings	17050928	37635218
b) Furniture & Fixtures	271269	580036
c) Plant & Machinery	1883120	0
d) Office Equipments	131617	24993
e) Computers	587394	3992270
f) Laboratory & Scientific equipment	2219961	3244124
g) Audio Visual equipment	247221	0
h) Cleaning Material & Services	0	0
i) Book Binding Charges	0	0
j) Gardening	2143382	2934033
k) Estate Maintenance	23064971	28046663
l) Others (Specify) AMC	8429802	4373309
Total	56029665	80830646

₹

₹


Consultant - Accounts

NIT-Trichy


Registrar

NIT-Trichy


Director

NIT-Trichy


National Institute of Technology, Tiruchirappalli-620 015

SCHEDULE 20 : FINANCE COSTS

Particulars	2016-17	2015-16
	Non Plan	Non Plan
a) Bank Charges	66371	0
b) Others (Specify)	0	0
Total	66371	0


 Assistant - Accounts
 NIT-Trichy


 Registrar
 NIT-Trichy


 Director
 NIT-Trichy

National Institute of Technology, Tiruchirappalli-620 015

SCHEDULE 21 : OTHER EXPENSES

Particulars	2016-17	2015-16
	Non Plan	Non Plan
a) Provision for Bad and Doubtful Debts / Advances	0	0
b) Irrecoverable Balances Written-Off	0	0
c) Grants/Subsidies to other institutions/ organizations	0	0
d) Others (Excess provision made for receivable from AICTE written-off)	1566761	0
Total	1566761	0

₹

₹

M. R. Gowd
Consultant - Accounts

NIT-Trichy

A. Subramanian
Registrar

NIT-Trichy

H. S. Srinivasan
Director

NIT-Trichy

National Institute of Technology, Tiruchirappalli-620 015

SCHEDULE 22 : PRIOR PERIOD EXPENSES

Particulars	2016-17	2015-16
	Non Plan	Non Plan
1. Establishment Expenses	0	0
2. Academic Expenses	0	0
3. Administrative Expenses	0	0
4. Transportation Expenses	128028	0
5. Repairs & Maintenance	1158124	740988
6. Other Expenses	0	0
Total	1286152	740988

₹

₹

[Signature]
Consultant - Accounts

NTT-Trichy

[Signature]
Registrar

NTT-Trichy

[Signature]
Director

NTT-Trichy

SCHEDULES FORMING PART OF THE ACCOUNTS

SCHEDULE: 23

SIGNIFICANT ACCOUNTING POLICIES

1. BASIS FOR PREPARATION OF ACCOUNTS

The accounts are prepared under the Historical Cost Convention unless otherwise stated and generally on the Accrual method of accounting.

2. REVENUE RECOGNITION

- 2.1 Fees from Students (except Tuition Fees), Sale of Admission Forms/Tender Forms and Interest on Savings Bank account are accounted on cash basis. Tuition Fees collected separately for each semester is accounted on accrual basis.
- 2.2 Income from Buildings and Other Property and Interest on Investments are accounted on accrual basis.
- 2.3 Interest on interest bearing advances to staff for House Building, Purchase of Vehicles and Computers is accounted on Cash basis.
- 2.4 Interest on EB deposits with TANGEDCO is accounted on cash basis.

3. FIXED ASSETS AND DEPRECIATION

- 3.1 The Government of Tamil Nadu had provided land during 1964-65 for the formation of the Institute and the same was taken over by Government of India during 2003-04. The value fixed by State P. W. D. at its inception was ₹ 47.09 lakhs. The same value is exhibited in the accounts.

- 3.2 Fixed assets are stated at cost of acquisition including inward freight, duties and taxes and incidental and direct expenses related to acquisition, installation and commissioning.
- 3.3 The depreciation amount of ₹ 21,01,76,240 worked for 2016-17 is exhibited under Income and Expenditure Account.
- 3.4 Fixed assets are valued at cost less accumulated depreciation. Depreciation on fixed assets is provided on Straight line method, at the following rates:

Tangible Assets:

1.	Land	0%
2.	Site Development	0%
3.	Buildings	2%
4.	Roads & Bridges	2%
5.	Tube wells & Water Supply	2%
6.	Sewerage & Drainage	2%
7.	Electrical Installation and equipment	5%
8.	Plant & Machinery	5%
9.	Scientific & Laboratory Equipment	8%
10.	Office Equipment	7.5%
11.	Audio Visual Equipment	7.5%
12.	Computers & Peripherals	20%
13.	Furniture, Fixtures & Fittings	7.5%
14.	Vehicles	10%
15.	Lib. Books & Scientific Journals	10%

Intangible Assets (amortization):

- | | | |
|----|------------------------|---------|
| 1. | E-Journals | 40% |
| 2. | Computer Software | 40% |
| 3. | Patents and Copyrights | 9 years |
- 3.5 Depreciation is provided for the whole year on additions during the year.
- 3.6 Assets created out of R & D Projects are shown separately in the Fixed Asset Schedule 4B. Depreciation is charged at the rates applicable to the respective assets.

4. STOCK:

The institute is booking expenditure on spare parts, laboratory chemicals, consumables and other stores on cash basis as and when purchased and hence no closing stock for the same shown in the Balance Sheet. Franking stamp on hand alone is exhibited in schedule 7(3).

5. RETIREMENT BENEFITS

Provision for the accrued liability for Retirement Benefits are not made in the accounts except unpaid liability of retired employees since those expenses are paid out of grant received from Government.

6. INVESTMENTS

All investments are carried at their cost.

7. FARMARKED/ENDOWMENT FUNDS

7.1 Corpus and other funds:

Contribution to Corpus Fund by appropriation from Income and Expenditure account is made based on the following policy guidelines framed by the Board of Governors:-

- a) 50% of NRI and DASA Tuition Fee and Regular fee collection
- b) Overhead charges provided in the R & D sanctions

Staff Development Fund: As per the resolution passed on the First Finance Committee 10% of collection in the Engineering Consultancy Centre has been credited to the fund.

Single Bank account is operated for these Funds. Entire amount is kept under investment and the income from investments are apportioned to the individual funds. The balance in the respective Funds is carried forward and is represented on the assets side by the balance at bank, Investments and accrued interest.

7.2 Endowment Fund:

Endowments are funds received from various donors for Prizes and Medals as specified by the donors. The income from investment of each Endowment is added to the Fund. The expenditure on Medals and Prizes is met from the interest earned on investment of the respective Endowment Funds and the balance is carried forward. The balances are represented by Investment and balance in the savings bank account. The interest from investments of the fund is accounted on cash basis.

8. GOVERNMENT GRANTS

Government Grants are accounted on realization basis. However, where a sanction for release of grant pertaining to the financial year is received before 31 " March and the grant is actually received in the next financial year, the grant is accounted on accrual basis and an equal amount is shown as Grants receivables under Schedule 8(7.c)

To the extent utilized towards capital expenditure, (on accrual basis) Government grants are transferred to the Capital Fund under Schedule 1.

Government grants for meeting Revenue Expenditure (on accrual basis) are treated, to the extent utilized, as income of the year. Unutilized grants are carried forward and exhibited under Schedule 3(6.d) as a liability in the Balance Sheet.

9. INVESTMENTS OF FARMARKED FUNDS AND INTEREST INCOME ACCRUED ON SUCH INVESTMENTS:

Interest received and interest accrued and due on such investments are added to the respective funds and not treated as income of the Institution.


10. SPONSORED PROJECTS

10.1 In respect of ongoing Sponsored Projects, the amounts received from sponsors and expenditure incurred against such projects are exhibited under Schedule 3A.

10.2 Similarly Fellowships and Scholarships are exhibited under Schedule 3B.

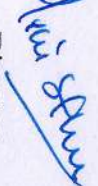
II. INCOME TAX

The income of the Institution is exempt from Income Tax under Section 10(23c) of the Income Tax Act. No provision for tax is therefore required to be made in the accounts.


Consultant - Accounts
NIT-Trichy




Registrar
NIT-Trichy


Director
NIT-Trichy

SCHEDULE: 24

CONTINGENT LIABILITIES AND NOTES TO ACCOUNTS

The details of the pending Court cases filed against the institution which were pending for decisions and the quantum of the claims that could not be ascertained is stated below:

Cases filed by	Number of cases
Faculty Members	8
Students	9
Non-Teaching Staff	7
Others	5

A. CONTINGENT LIABILITY

B. NOTES TO ACCOUNTS

1. CAPITAL COMMITMENTS

All major construction works are being executed by the CPWD, Trichy Central Division functioning in the campus on deposit work basis as per the directive of MHRD, New Delhi. The total sanctioned Capital Works as on 31.03.2017 is Rs.242.03 crore. The value of contracts remaining to be executed on Capital Account as on 31.03.2017 is Rs. 28.27 crore.

2. FIXED ASSETS:

- 2.1 Additions in the year to Fixed Assets in Schedule 4 include Assets purchased out of Plan Funds (₹.37,26,41,156)and other funds (₹.3,53,900). The Assets have been set up by credit to Capital Fund.
- 2.2 In the Balance Sheet as on 31.3.2014 and the Balance Sheets of earlier years, Fixed Assets created out of Plan funds, Fixed Assets created out of Non Plan funds and other funds were not exhibited distinctly. The additions during the years from 2014-15, from Plan funds and other funds, and the depreciation on those additions respectively have been exhibited in Sub Schedule 4A and 4B.

- 2.3 Fixed assets as set out in Schedule 4 does not includes assets purchased out of Funds of TEQIP Project, a Centrally Sponsored Scheme, being implemented as a World Bank Assistant Project, held and used by the Institution.
The details of such Assets are:

Assets	Original cost as on 1.4.2016 ₹	Additions during year 2016-17 ₹	Total ₹
Building	1,24,61,820	--	1,24,61,820
Electrical Installation	3,49,973	--	3,49,973
Equipment & Tools	16,65,26,963	1,71,05,604	18,36,32,567
Computers & Peripherals	--	6,88,910	6,88,910
Computer Software	--	41,51,613	41,51,613
Furniture & Fixtures	41,37,183	--	41,37,183
Library Books	2,77,31,981	--	2,77,31,981
Total	21,12,07,920	2,19,46,127	23,31,54,047

- 2.4 Fixed assets in Schedule 4 does not includes assets purchased out of Funds of Sponsored Projects during the year 2016-17.
The details of such Assets are:

Assets	Original cost as on 1.4.2016 ₹	Additions during year 2016-17 ₹	Total	Notional Depreciation Opening Balance	Notional Depreciation for the year 2016-17	Total Notional Depreciation	Total Book value as on 31.3.2017 ₹
Equipment & Tools	1,19,03,141	2,56,80,811	3,75,83,952	9,52,251	30,06,716	39,58,967	3,36,24,985
Computers & Peripherals	--	18,12,618	18,12,618	--	3,62,524	3,62,524	14,50,094
Computer Software	--	22,48,185	22,48,185	--	8,99,274	8,99,274	13,48,911
Total	1,19,03,141	2,97,41,614	4,16,44,755	9,52,251	42,68,514	52,20,765	3,64,23,990

3. EXPENDITURE IN FOREIGN CURRENCY:

- a. Telegraphic Transfer
- b. Foreign Drafts etc.
- c. Others.


Expenditure and Earnings are recorded at the prevailing rate on the date of the transaction based on the demands raised by State Bank of India, Heavy Electricals, Kailasapuram branch.

4. CURRENT ASSETS, LOANS, ADVANCES AND DEPOSITS


In the opinion of the Management, the current assets, Loans, Advances and Deposits have a value on realization in the ordinary course, equal at least to the aggregate amount shown in the Balance Sheet.

- 5. The details of balances in Saving Bank Accounts, Current Accounts and Fixed Deposit Accounts with Banks are enclosed as attachment 'A' to the Schedule of Current Assets Schedule 7.
- 6. Previous year's figures have been regrouped wherever necessary.
- 7. Figures in the Final accounts have been rounded off to the nearest rupee.
- 8. Schedules 1 to 24 are annexed to and form an integral part of the Balance Sheet at 31st March 2017 and the Income & Expenditure account for the year ended on that date.

9. As the Provident Fund Account and the New Pension Scheme Account are owned by the members of those funds and not by the Institution, these accounts were separated from the Institution's Accounts from 2014-15. A Receipts & Payments Account, an Income & Expenditure Account (on Accrual basis) and a Balance Sheet of the Provident Fund Account as well as the New Pension Scheme for the year 2016-17 have been attached, to the Institution's Accounts. A large portion of the New Pension Scheme funds (Rs.2,92,58,098) in respect of 174 employees who have been allotted PRA numbers has been transferred up to Feb 2017, to National Securities Depository Limited (NSDL) – Central Record keeping Agency (CRA). The balance held in New Pension Scheme in the Institution will be remitted to PFRDA once interest for the period from 2006-2009 for 174 employees are ascertained.


Consultant - Accounts
NIT-Trichy


Registrar
NIT-Trichy


Director
NIT-Trichy

RECEIPTS AND PAYMENTS ACCOUNTS

National Institute of Technology, Tiruchirappalli-620 015
Receipts and Payments Accounts for the Period/Year Ended 31.03.2017

Receipts		2016-17	Payments		2016-17
I. Opening Balance			I. Expenses		
a) Cash Balance		157507	a) Establishment Expenses		72184055
b) Bank Balance		6541847	b) Academic Expenses		254612239
i. In current accounts			c) Administrative Expenses		98379813
ii. In deposit accounts	918586226		d) Transportation Expenses		4182588
iii. Savings accounts		238310563	e) Repairs & Maintenance		57845308
			f) Prior Period Expenses		1286152
			g) Finance cost		66371
II. Grants Received		1284000000	II. Payments Against Farnmarked/ Endowment Funds		173840
a) From Govt of India		180000000			
Grant receivable 2015-16 received			III. Payments Against Sponsored Projects/Schemes		155939053
b) From State Government		0	Fixed Assets (R & C) : 29741614, Revenue Exp: 68831800		
c) From other Sources		0	Fixed Assets (Teqip) : 21946127, Revenue Exp: 35419513		
III. Academic Receipts		479728408	IV. Payment against Sponsored Fellowships/Scholarships		30691665
IV. Receipts Against Farnmarked/ Endowment Funds		2215030	V. Investments and Deposits made		472547548
V. Receipts Against Sponsored Projects/Schemes		146314731	a) Out of Farnmarked/ Endowments Funds		
Sponsored Project : 101657515			b) Out of own funds (others)		
TEQIP : 44657216			VI. Term Deposits with Scheduled Banks		676212238
VI. Receipts against Sponsored Fellowships/Scholarships		24793652			
VII. Income Investments From			VII. Expenditure on fixed Assets and capital works -in Progress		126682524
a) Farnmarked/ Endowment funds		67278613	a) Fixed Assets		167500000
b) Other Investments		14101675	b) Capital Works-in Progress		
VIII. Interest Received on			VIII. Other Payments including statutory payments		
a) Bank Deposits		587018			
b) Loans and Advances		11749151	IX. Refunds of Grants		
c) Savings Bank Accounts			X. Deposits and Advances		995024301
IX. Investments encashed			XI. Other Payments - Sundry Creditors		206528067
X. Term Deposits with Scheduled Banks encashed		976054982	XII. Closing Balances		
XI. Other Income (inc. Prior period income)		67428515	a) Cash in hand		52025
XII. Deposits and advances		999636473	b) Bank Balances		9995636
XIII. Miscellaneous Receipts including Statutory Receipts-Sundry Debtors		40871681	in Current Accounts		560210023
XIV. Any Other Receipts			in Savings Accounts		
			in Deposit Accounts		
Total		4539769846	Total		4539769846
					1091291030

(*) In total OB & CB of Deposit Accounts have not been included since receipt and payment of Deposit account have already been accounted.

M. Pradeep
 Consultant - Accounts
 NIT - Trichy

A. Pradeep
 Registrar
 NIT - Trichy

M. Pradeep
 Director
 NIT - Trichy

GPF AND NPS ACCOUNTS

National Institute of Technology, Tiruchirappalli-620 015

**Provident Fund Account
Balance Sheet as at March 31, 2017**

	Amount in ₹ 31-Mar-17	Amount in ₹ 31-Mar-16	Assets	Amount in ₹ 31-Mar-17	Amount in ₹ 31-Mar-16
GPF					
Opening Balance	148892426	133510872	Investment	169852168	149304612
Less: Subscription for March 2016	3170415	3178100	Int accrued as on 31/03/17	5766900	5046523
			Subscription Due for March, 2017		
Add: Subscriptions in the year	38787698	39805199	GPF	3330295	3170415
Add: Subscriptions for March 2017	3330295	3170415	CPF	0	7500
Add: Interest Credited	11461846	11344880	LC due to CPF	0	7500
Less: Advance / Withdrawal	41240574	35760840	NPS-II	0	0
Closing Balance	158061276	148892426			
			Tax Recovered from interest on investments Pending refund from income Tax Department	133275	0
CPF					
Opening Balance	523132	395164			
Less: Subscription for March 2016	7500	7500	Cash at Bank		
Add: Subscriptions in the year	15000	90000	SBI, Branch-1	7220739	19533853
Add: Subscriptions for March 2017	0	7500	Other Bank	0	0
Add: Interest Credited	11487	37968			
Less: Advance / Withdrawal	542119	523132			
Closing Balance	0	523132			
University Contribution(CPF)					
Opening Balance	523132	395164			
Less: Subscription for March 2016	7500	7500			
Add: Subscriptions in the year	15000	90000			
Add: Subscriptions for March 2017	0	7500			
Add: Interest Credited	11487	37968			
Less: Advance / Withdrawal	542119	523132			
Closing Balance	0	523132			
NPS Tier-II Account					
Opening Balance	0	0			
Less: Subscription for March 2016	0	0			
Add: Subscriptions in the year	0	0			
Add: Subscriptions for March 2017	0	0			
Add: Interest Credited	0	0			
Less: Advance / Withdrawal	0	0			
Closing Balance	0	0			
Interest Reserve					
Opening Balance	27131713	25767437			
Add: Excess of income over Expenditure	1110388	1364276			
Closing Balance	28242101	27131713			
Total	186303377	177070403	Total	186303377	177070403

[Signature]
Consultant - Accounts
NIT-Trichy

[Signature]
Registrar
NIT-Trichy


[Signature]
Director
NIT-Trichy

National Institute of Technology, Tiruchirappalli-620 015

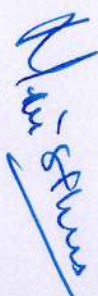
Provident Fund Account

Income and Expenditure Account for the year ended 31.03.2017

Expenditure	Amount in ₹ 31/Mar/17	Amount in ₹ 31/Mar/16	Income	Amount in ₹ 31/Mar/17	Amount in ₹ 31/Mar/16
Interest Credited to:			Interest earned on Investment	11741556	12481055
GPF Account	11461846	11344880	Add: Interest Accrued on 03/17	5766900	5046523
CPF Account	11487	37968	Add: Tax recovered on interest-Refund to be	133275	0
University Contribution(CPF)	11487	37968	Less: Interest accrued for March 16	5046523	4742486
NPS Tier-II Account	0	0	Excess of Expenditure over Income	0	0
Excess of Income over Expenditure	1110388	1364276			
Total	12595208	12785092	Total	12595208	12785092


 Consultant - Accounts
 NIT-Trichy
Kee


 Registrar
 NIT-Trichy
 45


 Director
 NIT-Trichy

National Institute of Technology, Tiruchirappalli- 620015

Provident Fund Account

Receipts and Payments Accounts for the Financial Year 2016-17

Receipts	Amount in ₹	Payments	Amount in ₹
Opening Balance as on 1/4/16		GPF Adv./Withdrawal	41240574
SBI, Branch - I	19533853	CPF Adv./Withdrawal	542119
SBI, Branch - II	0	NPS Tier-II	0
Bank	0	University Contribution Withdrawal	542119
GPF Subscription	38787698	Investment during the year	20547556
CPF Subscription	15000		
CPF University Contribution	15000		
NPS Tier-II Account	0	Closing Balance:-	
Investment Encashed	0	SBI, Branch-I	7220739
Interest Received	11741556	Bank	0
Total	70093107	Total	70093107

Consultant - Accounts

NIT-Trichy

Registrar

NIT-Trichy

Director


NIT-Trichy

National Institute of Technology, Tiruchirappalli-620 015


NPS Tier-I Account

Balance Sheet as at March 31, 2017

Liabilities	Amount in ₹ 31-Mar-17	Amount in ₹ 31-Mar-16	Assets	Amount in ₹ 31-Mar-17	Amount in ₹ 31-Mar-16
NPS Tier-I Account			NPS Tier-I Account		
Opening Balance	2867885	2727753			
Less: Subscription for March 2016	2452410	2308189	Subscription and contribution due for 3/17	2481284	2452410
Add: Subscriptions U Contribution	29241069	26917899	Investment	0	0
Add: Interest Credited	0	0	Interest Accrued but not due	0	0
Less: Transferred to NSDL	29258098	26921988	Balance at Bank	4603947	4371750
Add: Subscription U/C for 3/2017	2481284	2452410			
Closing Balance	2879730	2867885			
Excess of income over Expenditure	0	0			
Balance As on 1.4.2016	3956275	3771628			
Add: During the Year	249226	184647			
Total	7085231	6824160	Total	7085231	6824160


 Consultant - Accounts
 NIT-Trichy


 Registrar
 NIT-Trichy
 47

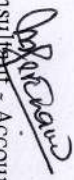

 Director
 NIT-Trichy

National Institute of Technology, Tiruchirappalli-620 015

NPS Tier- I Account

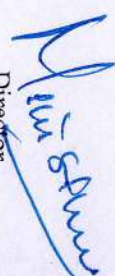
Income and Expenditure Account for the Financial year 2016-17

Expenditure	Amount in ₹	Amount in ₹	Income	Amount in ₹	Amount in ₹
Interest Credited to:					
Subscribers' Accounts	0	0	Interest earned on Investment	249226	184647
Bank Charges	0	0	Less: Interest accrued for 31.03.2016	0	0
Excess of Income over Expenditure	249226	184647	Interest accrued but not due	0	0
Total	249226	184647	Total	249226	184647


 Consultant - Accounts
 NIT-Trichy

48


 Registrar
 NIT-Trichy


 Director
 NIT-Trichy

National Institute of Technology, Tiruchirappalli-620 015

NPS Tier- I Account

Receipts and Payments Accounts for the Financial Year 2016-17

Receipts	Amount in ₹	Payments	Amount in ₹
Opening Balance as on 1/04/16	4371750		
NPS Tier - I Account	0	Investment	0
Own Subscription	14612020	Withdrawal/Refund to NSDL	29258098
University Contribution	14629049		
		Closing Balance as on 31/03/2017	4603947
Interest Received on Investment	0		0
Interest on Savings bank Account	2492226		0
Investment Encashed	0		0
Total	33862045	Total	33862045

W. S. G. Gowd
 Consultant - Accounts
 NIT-Trichy

A. Jeyaraj
 Registrar
 NIT-Trichy

N. Srinivasan
 Director
 NIT-Trichy