


NATIONAL INSTITUTE OF TECHNOLOGY

TIRUCHIRAPPALLI – 620015 TAMILNADU



ANNUAL ACCOUNTS

2017 - 2018

National Institute of Technology, Tiruchirappalli-620 015

Balance Sheet as at 31.03.2018

Sources of Funds:		Schedule No.	2017-18	2016-17
Capital Fund		<u>1</u>	5400294035	4602978269
Designated/Farmarked/Endowment Funds		<u>2</u>	1199885380	1040177132
Current Liabilities & Provisions		<u>3</u>	1462951177	864622294
TOTAL			8063130592	6507777695
₹				
Application of Funds		Schedule No.	2017-18	2016-17
Fixed Assets		<u>4</u>		
Tangible Assets			2474661825	2480455720
Intangible Assets			552617077	15857175
Capital Works-in-progress			2273277800	2061674693
Investments From Farmarked/Endowment Funds		<u>5</u>		
Long Term			501354438	608577363
Short Term			656786750	283761561
Investments - Others		<u>6</u>	0	0
Current Assets		<u>7</u>	714530401	894630606
Loans, Advances & Deposits		<u>8</u>	889902301	162820577
TOTAL			8063130592	6507777695

Significant Accounting Policies
Contingent Liabilities and Notes to Accounts

23
24


Registrar
NIT-Trichy


Director
NIT-Trichy

National Institute of Technology, Tiruchirappalli-620 015

Income and Expenditure Account for the Period/Year Ended 31.03.2018

Particulars	Schedule No.	2017-18	2016-17
INCOME			
Academic Receipts	9	505719003	486302211
Grants/Subsidies	10	917906809	751904411
Income from Investments	11	15532779	9266106
Interest Earned	12	14997873	7573064
Other Income	13	101965302	96241613
Prior Period Income	14	0	0
TOTAL-(A)		1556121766	1351287405
EXPENDITURE			
Staff Payments & Benefits (Establishment Expenses)	15	997612432	807719201
Academic Expenses	16	291658762	281748578
Administrative and General Expenses	17	125167311	113728052
Transportation Expenses	18	4169638	4709386
Repairs & Maintenance	19	61639642	56029665
Finance Costs	20	75844	66371
Depreciation	4	216842705	210176240
Other Expenses	21	0	0
Prior Period Expenses	22	5298137	1286152
TOTAL-(B)		1702464471	1475463645
Balance Being Excess of Income over Expenditure (A-B)		-146342705	-124176240
Transfer to / from Designated Fund			
Building Fund			
Others ()-Corpus Fund		70500000	86000000
Balance Being Surplus/Deficit Carried to Capital Fund		-216842705	-210176240

Significant Accounting Policies
Contingent Liabilities and Notes to Accounts

23
24


Registrar
NIT-Trichy


Director
NIT-Trichy


SCHEDULES FORMING PART OF BALANCE SHEET

National Institute of Technology, Tiruchirappalli-620 015

SCHEDULE 1: CAPITAL FUND

	₹	₹
Particulars	2017-18	2016-17
Balance as at the Beginning of the Year	4602978269	4451995557
Add: Contribution towards Capital Fund	0	0
Add: Grant from UGC, Govt of India and State Government to the extent utilized for capital expenditure	447800314	360805052
Add: Assets Purchased out of Farnarked Funds	0	0
Add: Assets Purchased out of Sponsored Projects, Where ownership vests in the institution	8110164	353900
Add: Assets Donated/Gifts Received (Siemens COE)	503501341	0
Add: Other Additions	0	0
Add: Excess of Income over expenditure transferred from the income & Expenditure Account	0	0
Add: Deficit balance 2015-16	54746652	0
Total	5617136740	4813154509
Deduct: Deficit transferred from the Income & Expenditure Account	-216842705	-210176240
Balance at the Year End	5400294035	4602978269


 Registrar
 NIT-Trichy


 Director
 NIT-Trichy


National Institute of Technology, Tiruchirappalli-620 015

SCHEDULE 2: DESIGNATED/FARMARKED/ENDOWMENT FUNDS

Particulars	Fund wise Breakup							Total	
	Corpus Fund	Staff Development Fund	Maintenance Fund	Depreciation Fund	Student Welfare Fund	ECC Fund	Endowment	2017-18	2016-17
A.									
a) Opening Balance	989826386	18368211	882632	882632	13239479	13449375	3528417	1040177132	876065719
b) Additions during the year	73600415	1467580	0	0	0	0	10000000	85067995	91455868
c) Income from investments made of the funds	36602655	679236	32639	32639	489581	497341	777915	39112006	23793562
d) Accrued Interest on Investments/Advances	33606334	623633	29967	29967	449503	456630	0	35196034	48493773
e) Interest on Savings Bank Account	472029	8759	421	421	6314	6414	0	494358	548201
f) Other Additions (TDS Receivables)	0	0	0	0	0	0	0	0	0
Total - (A)	1134107819	21147419	945659	945659	14184877	14409760	14306332	1200047525	1040357123
B.									
Utilisation/Expenditure towards objectives of Funds	0	0	0	0	0	0	0	0	0
i) Capital Expenditure	0	0	0	0	0	0	0	0	0
ii) Revenue Expenditure	0	0	0	0	0	0	162145	162145	179991
Total - (B)	0	0	0	0	0	0	162145	162145	179991
Closing balance at the year end (A-B)	1134107819	21147419	945659	945659	14184877	14409760	14144187	1199885380	1040177132
Represented by									
Cash and Bank Balances	5538836	0	0	0	0	288236	721086	6548158	10103597
Investments	1094962649	20523786	915692	915692	13735374	13664894	13423101	1158141188	892338924
Interest accrued but not due	30744185	623633	29967	29967	449503	456630	0	32333885	48493773
TDS Receivable	2862149	0	0	0	0	0	0	2862149	0
Receivable from Tuition Fees of DASA	0	0	0	0	0	0	0	0	86000000
Receivable from R & D Overheads	0	0	0	0	0	0	0	0	3240838
Total	1134107819	21147419	945659	945659	14184877	14409760	14144187	1199885380	1040177132

* The Bank balances of ECC Fund and Endowment Fund are presented with ECC and Non-Plan Account bank balances respectively.


Registrar
NIT-Trichy


Director
NIT-Trichy

National Institute of Technology, Tiruchirappalli-620 015

SCHEDULE : 2 (a) ENDOWMENT FUNDS

Sl.No.	Name of the Endowment	Opening Balance As on 1.4.2017		Additions during the years		Total		Expenditure on the object during the year	Closing Balance		Total
		Endowment	Accumulated Interest	Endowment	Interest	Endowment 7(3+5)	Accumulated Interest 8(4+6)		Endowment	Accumulated Interest	
1	2	3	4	5	6	7(3+5)	8(4+6)	9	10	11	12(10+11)
1	Dr. Sargurudas Memorial Fund	500	0	0	37	500	37	37	500	0	500
2	Kharche Associated Fund	10000	0	0	745	10000	745	745	10000	0	10000
3	Dr. M. Shanmugam Fund	400000	0	0	29798	400000	29798	29798	400000	0	400000
4	Chetterjee Memorial Fund	10000	0	0	745	10000	745	745	10000	0	10000
5	Rajalakshmi Trust Fund	3000	0	0	223	3000	223	223	3000	0	3000
6	Balakumaran Memorial Fund	10000	0	0	245	10000	245	245	10000	0	10000
7	Reunion Fund	44065	13222	0	3282	44065	16504	0	44065	16504	60569
8	Ianardhan Iyengar & Seethamma Fund	20000	0	0	1490	20000	1490	1490	20000	0	20000
9	Prof. S. Muthukaruppan Fund	10000	0	0	745	10000	745	745	10000	0	10000
10	Avinash Memorial Endowment Fund	200000	0	0	14899	200000	14899	14899	200000	0	200000
11	Prof. S.H.Ibrahim Endowment Fund	25000	0	0	1862	25000	1862	1862	25000	0	25000
12	Prof.M.Sitaraman Endowment Fund	25000	0	0	1863	25000	1863	1863	25000	0	25000
13	Prof.Thirumalai Arasan Mem Fund	25000	0	0	1862	25000	1862	1862	25000	0	25000
14	Neela Balasubramanian Memorial Award (Dr.B.Sekar)	125000	0	0	9312	125000	9312	9312	125000	0	125000
15	Karthik Memorial Fund(Dr.G.Swaminathan)	50000	0	0	3725	50000	3725	3725	50000	0	50000
16	Vijayalakshmi Kannan Memorial Fund	15000	0	0	1117	15000	1117	1117	15000	0	15000
17	Dr.Duraisamy Memorial Fund (Dr. TS.Rajan)	50000	0	0	3725	50000	3725	3725	50000	0	50000
18	RECAL NITT Fund	68823	13288	0	5127	68823	18415	0	68823	18415	87238
19	Ruby & Topaz 84 Batch Endowment Fund	952909	92609	0	70987	952909	163596	0	952909	163596	1116505
20	Subash Chandrabose Memorial Award	75000	0	0	6981	75000	6981	6981	75000	0	75000
21	Dr.P.S.Manisundaram Endowment Fund	75000	0	0	5586	75000	5586	5586	75000	0	75000
22	Osik Adak Memorial Award(Prayan)	290001	0	0	21604	290001	21604	21604	290001	0	290001
23	Dr.J.Raja Memorial Fund	50000	0	0	3725	50000	3725	3725	50000	0	50000
24	Prof:Joseph Martin Fernando Trophy	50000	0	0	3725	50000	3725	3725	50000	0	50000
25	S.J. Chainulu Medal of Excellence	500000	0	0	31045	500000	31045	31045	500000	0	500000
26	Prof. K.S. Pandey	125000	0	0	5315	125000	5315	8000	117000	5315	122315
27	M/s. Chennai Metro P. Ltd., Chennai	200000	0	0	9086	200000	9086	9086	200000	0	200000
28	80 BATCH CHAIR FUND	0	0	10000000	539059	10000000	539059	0	10000000	539059	10539059
	TOTAL	3409298	119119	10000000	777915	13409298	897034	162145	13401298	742889	14144187


Registrar
NIT-Trichy


Director
NIT-Trichy

National Institute of Technology, Tiruchirappalli-620 015

SCHEDULE 3: CURRENT LIABILITIES & PROVISIONS

Particulars	2017-18	2016-17
A. Current Liabilities		
1. Deposits from Staff	0	0
2. Deposits from Students	62019899	57268796
3. Sundry Creditors		
a) For Goods & Services	26959618	46405328
b) Others	42781627	147513029
4. Deposit- Others (including EMD, Security Deposit)	22203189	21127239
5. Statutory Liabilities (GPF, TDS, WC Tax, CPF, GIS, NPS):		
a) Overdue	0	0
b) Others	11645004	9613376
6. Other Current Liabilities		
a) Salaries	106378057	85552761
b) Receipts against Sponsored Projects	806250400	144304262
c) Receipts against Sponsored Fellowships & Scholarships	9801498	8830859
d) Unutilised Grants	277649471	239303246
e) Grants in Advance	0	0
f) Other Funds (a) TREQIP Funds	553932	11795387
(b) L & T Funds	13044282	7725990
g) Other Liabilities	83664200	85182021
Total (A)	1462951177	864622294
B. Provisions		
1. For Taxation	0	0
2. Gratuity	0	0
3. Superannuation/Pension	0	0
4. Accumulated Leave Encashment	0	0
6. Trade Warranties/Claims	0	0
7. Others	0	0
Total (B)	0	0
Total (A+B)	1462951177	864622294


 Registrar
 NIT-Trichy


 Director
 NIT-Trichy

National Institute of Technology, Tiruchirappalli-620 015

SCHEDULE 3 (a): SPONSORED PROJECTS

₹

S. No.	Name of the Project	Opening Balance as on 01.04.2017		Receipts/ Recoveries during the year	Total	Expenditure during the year	Closing Balance as on 31.03.2018	
		Credit	Debit				Credit	Debit
1	2	3	4	5	6	7	8	9
1	DST, New Delhi	22498150	0	42753926	65252076	21842998	43409078	0
2	CSIR, New Delhi	2556350	0	1213902	3770252	1364725	2405527	0
3	UGC/AICTE, New Delhi	128811	0	1764544	1893355	266572	1626783	0
4	DRDO & Defence Research Laboratories	13465639	0	18306955	31772594	15836880	15935714	0
5	MHRD & MHRD (SCSP/TSP/PWD)	6906001	0	194556	7100557	1822098	5278459	0
	MHRD-GIAN	2649586	0	4303001	6952587	4690656	2261931	0
6	SERB, New Delhi	10406244	0	12023242	22429486	8846939	13582547	0
7	TAT/MODROB Projects	5765761	0	0	5765761	0	5765761	0
8	SIEMENS CENTRE OF EXCELLENCE	0	0	649960116	649960116	21665337	628294779	0
9	Miscellaneous Projects	43455858	0	19818338	63274196	16017007	47257189	0
10	Research Management Fund	4710185	0	2395876	7106061	865299	6240762	0
11	ECC Fund	18681301	0	23137317	41818618	20707124	21111494	0
12	ICSR Fund	1405076	0	0	1405076	0	1405076	0
13	Project & Consultancy Fund	11675300	0	0	11675300	0	11675300	0
	TOTAL	144304262	0	775871773	920176035	113925635	806250400	0
14	TEQIP Project	11795387	0	5597126	17392513	16838581	553932	0
15	L & T Funds	7725990	0	12893000	20618990	7574708	13044282	0
	TOTAL	163825639	0	794361899	958187538	138338924	819848614	0


 Registrar
 NIT-Trichy

7



 Director
 NIT-Trichy

National Institute of Technology, Tiruchirappalli-620 015

SCHEDULE 3 (b): SPONSORED FELLOWSHIPS AND SCHOLARSHIPS

1 Sl.No.	2 Name of Sponsor	Opening Balance As on 01.04.17		Transactions During the year		Closing Balance As On 31.3.2018	
		3 CR	4 DR	5 CR	6 DR	7 CR	8 DR
1	University Grants Commission	0	0	0	0	0	0
2	Ministry.....	0	0	0	0	0	0
3	Others (Specify individually)						
	a) R & C Fellowships	4773959		28965473	28215249	5524183	0
	b) State scholarships	4056900		14684335	14932030	3809205	0
	c) QIP Fellowships	0		764173	296063	468110	0
	TOTAL	8830859	0	44413981	43443342	9801498	0


 Registrar
 NIT-Trichy



 Director
 NIT-Trichy

National Institute of Technology, Tiruchirappalli-620 015

SCHEDULE 3 (c): UNUTILISED GRANTS FROM UGC, GOVERNMENT OF INDIA AND STATE GOVERNMENTS

	2017-18	2016-17
A. Plan Grants : Government of India, MHRD		
Balance B/F	72265508	56870560
Add: Receipts during the year	535100000	441142149
Total (a)	607365508	498012709
Less Refunds		
Less : Utilized for Revenue Expenditure	447800314	360805052
Less: Utilized for Capital Expenditure	447800314	360805052
Total (b)	159565194	137207657
B. UGC Grants : Plan		
Balance B/F	0	0
Add: Receipts during the year	0	0
Total (c)	0	0
Less Refunds		
Less : Utilized for Revenue Expenditure	0	0
Less: Utilized for Capital Expenditure	0	0
Total (d)	0	0
Unutilized carried forward (c-d)		
C. Govt.of India, MHRD Grants: Non-Plan		
Balance B/F	167037738	0
Add: Receipts during the year (Grant)	923700000	854000000
Total (e)	1090737738	854000000
Less: Deficit balance 2015-16	54746652	0
Less : Utilized for Revenue Expenditure	917906809	751904411
Less: Utilized for Capital Expenditure	0	0
Total (f)	972653461	751904411
Unutilized carried forward (e-f)	118084277	102095589
D. Plan Grants : Government of India		
Balance B/F	0	0
Add: Receipts during the year	0	0
Total (g)	0	0
Less Refunds		
Less : Utilized for Revenue Expenditure	0	0
Less: Utilized for Capital Expenditure	0	0
Total (h)	0	0
Unutilized carried forward (g-h)	0	0
* GRAND TOTAL (A+B+C+D)	277649471	239303246


 Registrar
 NIT - Trichy


 Director
 NIT - Trichy


SCHEDULE 4: FIXED ASSETS

National Institute of Technology, Tiruchirappalli-620 015

S.No.	Assets Heads	Gross Block					Depreciation for the year 2017-18					Net Block	
		Op Balance	Additions ¹	Deductions	CI Balance 31.03.2018	Dep Opening Balance	Depreciation for the year	Deductions/ Adjustment	Total Depreciation	31.03.2018	31.03.2017		
1	Land	4709795	0	0	4709795	0	0	0	4709795	0	4709795		
2	Site Development	0	0	0	0	0	0	0	0	0	0		
3	Buildings	1679737310	1126349	0	1680863659	188592308	33617274	0	222209582	1458654077	1491145002		
4	Roads & Bridges	12444954	0	0	12444954	641284	248899	0	890183	11554771	11803670		
5	Tubewells & Water Supply	43613833	0	0	43613833	2241003	872276	0	3113279	40500554	41372830		
6	Sewerage & Drainage	6906596	0	0	6906596	302087	138132	0	440219	6466377	6604509		
7	Electrical Installation and Equipment	73480196	6655041	0	80135237	13773565	4006762	0	17780327	62354910	59706631		
8	Plant & Machinery	21520402	3465181	0	24985583	3832746	1249279	0	5082025	19903558	17687656		
9	Scientific & Laboratory Equipments	1393276338	130153540	0	1523429878	746940090	92853803	0	839793893	683635985	646336248		
10	Office Equipments	70693058	557535	0	71250593	40860236	3247688	0	44107924	27142669	29832822		
11	Audio Visual Equipments	8046048	2085708	0	10131756	1741796	759883	0	2501679	7630077	6304252		
12	Computers & Peripherals	260421796	21333969	0	281755765	210631397	28070680	0	238702077	43053688	49790399		
13	Furniture, Fixtures & Fittings	136345051	6577248	0	142922299	54810920	9889059	0	64699979	78222320	81534131		
14	Vehicles	14734008	45660	0	14779668	5288891	1160949	0	6449840	8329828	9445117		
15	Lib.Books & Scientific Journals	51278809	2419396	0	53698205	27096151	4098838	0	31194989	22503216	24182658		
16	Small Value Assets	23387	0	0	23387	23387	0	0	23387	0	0		
	Total (A)	3777231581	174419627	0	3951651208	1296775861	180213522	0	1476989383	2474661825	2480455720		
17	Capital Work in Progress (B)	2061674693	211603107	0	2273277800	0	0	0	2273277800	2061674693	2061674693		
	Total (A+B)	5838906274	1955227334	0	6224929008	1296775861	180213522	0	1624688263	4747942493	4542149313		
	Intangible Assets	Op Balance	Additions	Deductions	CI Balance	Amort. Op Balance	Amortization for the year	Deductions/ Adjustment	Total Amortization	31.03.2018	31.03.2017		
18	Computer Software (Incl. SIEMENS)*	46974567	900370117	0	947344684	45447783	358030174	0	403477957	543866727	1526784		
19	E-Journals	40487444	8202059	0	48689503	26312609	14193296	0	40505905	8183598	14174835		
20	Patents	175000	484470	0	659470	19444	73274	0	92718	566752	155556		
	Total (C)	87637011	909056646	0	996693657	71779836	372296744	0	444076580	552617077	15857175		
	Grand Total (A+B+C)	5926543285	1295079380	0	7221622665	1368555697	552510266	0	1921065963	5300556702	4557987588		

Note: The figure in column 'Deductions' under Gross Block against head Capital Work in Progress represents the transfer from Work in Progress to Assets during the year. The figure in column 'Additions' during the year under Gross Block against Assets 1 to 14 include transfer from Work in Progress during the year, as well as further acquisitions during the year. * Computer Software Additions includes SIEMENS Assets of Rs.83,91,68,902/- and its Depreciation for the Year includes SIEMENS Assets Depreciation of Rs.3,56,67,561/-.


Registrar
NIT-Trichy
10


Director
NIT-Trichy

National Institute of Technology, Tiruchirappalli-620 015

SCHEDULE 4(a): FIXED ASSETS - PLAN & OTHERS

S.No.	Assets Heads	Gross Block						Depreciation for the year 2017-18				Net Block	
		Op Balance	Additions	Deductions	CI Balance 31.03.2018	Dep Opening Balance	Depreciation for the year	Deductions/ Adjustment	Total Depreciation	31.03.2018	31.03.2017		
1	Land	4709795	0	0	4709795	0	0	0	0	4709795	0		
2	Site Development	0	0	0	0	0	0	0	0	0	0		
3	Buildings	1679737310	1126349	0	1680863659	188592308	33617274	0	222209582	1458654077	1491145002		
4	Roads & Bridges	12444954	0	0	12444954	641284	248899	0	890183	11554771	11803670		
5	Tubewells & Water Supply	43613833	0	0	43613833	2241003	872276	0	3113279	40500554	41372830		
6	Sewerage & Drainage	6906596	0	0	6906596	302087	138132	0	440219	6466377	6604509		
7	Electrical Installation and Equipment	73480196	6583011	0	80063207	13773565	4003160	0	17776725	62286482	59706631		
8	Plant & Machinery	21520402	3465181	0	24985583	3832746	1249279	0	5082025	19903558	17687656		
9	Scientific & Laboratory Equipments	1393276338	122265825	0	1515542163	746940090	91313483	0	838253573	677288890	646336248		
10	Office Equipments	70693058	557535	0	71250593	40860236	3247688	0	44107924	27142669	29832822		
11	Audio Visual Equipments	8046048	1990149	0	10036197	1741796	752716	0	2494512	7541685	6304252		
12	Computers & Peripherals	260255896	21324769	0	281580665	210598217	28033820	0	238632037	42948628	49657679		
13	Furniture, Fixtures & Fittings	136157051	6577248	0	142734299	54796820	9874959	0	64671779	78062520	81360231		
14	Vehicles	14734008	0	0	14734008	5288891	1156383	0	6445274	8288734	9445117		
15	Lib-Books & Scientific Journals	51278809	2419396	0	53698205	27096151	4098838	0	31194989	22503216	24182658		
16	Small Value Assets	23387	0	0	23387	23387	0	0	23387	0	0		
	Total (A)	3776877681	166309463	0	3943187144	1296728581	178606907	0	1475335488	2467851656	2480149100		
17	Capital Work in Progress (B)	2061674693	211603107	0	2273277800	0	0	0	0	2273277800	2061674693		
	Total (A+B)	5838552374	3779125770	0	6216464944	1296728581	178606907	0	1475335488	4741155456	4542348793		
	Total (C)	87637011	69887744	0	157524755	71779836	36629183	0	108409019	491115736	15857175		
	Grand Total (A+B+C)	5926189385	447800314	0	6373989699	1366508417	215236090	0	1583744507	4790245192	4557680968		

Note: The figure in column 'Deductions' under Gross Block against head Capital Work in Progress represents the transfer from Work in Progress to Assets during the year. The figure in column 'Additions' during the year under Gross Block against Assets 1 to 14 include transfer from Work in Progress during the year, as well as further acquisitions during the year.


 Registrar
 NIT-Tiruchy
 11

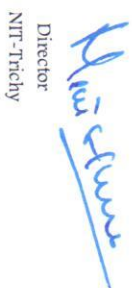

 Director
 NIT-Tiruchy

National Institute of Technology, Tiruchirappalli-620 015

SCHEDULE 4 (B): FIXED ASSETS-OTHERS (Sponsored Projects)

S.No.	Assets Heads	Gross Block				Depreciation for the year 2017-18				Net Block	
		Op Balance	Additions	Deductions	CI Balance	Dep Opening Balance	Depreciation for the year	Deductions/Adjustment	Total Depreciation	31.03.2018	31.03.2017
1	Land	0	0	0	0	0	0	0	0	0	0
2	Site Development:	0	0	0	0	0	0	0	0	0	0
3	Buildings	0	0	0	0	0	0	0	0	0	0
4	Roads & Bridges	0	0	0	0	0	0	0	0	0	0
5	Tubewells & Water Supply	0	0	0	0	0	0	0	0	0	0
6	Sewerage & Drainage	0	0	0	0	0	0	0	0	0	0
7	Electrical Installation and Equipment	0	72030	0	72030	0	3602	0	3602	68428	0
8	Plant & Machinery	0	0	0	0	0	0	0	0	0	0
9	Scientific & Laboratory Equipments	0	7887715	0	7887715	0	1540320	0	1540320	6347395	0
10	Office Equipments	0	0	0	0	0	0	0	0	0	0
11	Audio Visual Equipments	0	95559	0	95559	0	7167	0	7167	88392	0
12	Computers & Peripherals	165900	9200	0	175100	33180	36860	0	70040	105060	132720
13	Furniture, Fixtures & Fittings	188000	0	0	188000	14100	14100	0	28200	159800	173900
14	Vehicles	0	45660	0	45660	0	4566	0	4566	41094	0
15	Lib.Books & Scientific Journals	0	0	0	0	0	0	0	0	0	0
16	Small Value Assets	0	0	0	0	0	0	0	0	0	0
	Total (A)	353900	8110164	0	8464064	47280	1606615	0	1653895	6810169	306620
17	Capital Work in Progress (B)	0	0	0	0	0	0	0	0	0	0
	Total (A+B)	353900	8110164	0	8464064	47280	1606615	0	1653895	6810169	306620
	Intangible Assets	Op Balance	Additions	Deductions	CI Balance	Amort. Op Balance	Amort. for the year	Deductions/Adjustment	Total Amortization	31.03.2018	31.03.2017
18	Computer Software (SIEMENS)	0	839168902	0	839168902	0	335667561	0	335667561	503501341	0
19	E-Journals	0	0	0	0	0	0	0	0	0	0
20	Patents	0	0	0	0	0	0	0	0	0	0
	Total (C)	0	839168902	0	839168902	0	335667561	0	335667561	503501341	0
	Grand Total (A+B+C)	353900	847279066	0	847632966	47280	337274176	0	337321456	510311510	306620


 R. Srinivas
 NIT - Trichy
 12


 Director
 NIT - Trichy


National Institute of Technology, Tiruchirappalli-620 015

SCHEDULE 5 : INVESTMENTS FROM FARMARKED/ENDOWMENT FUNDS

S.No.	Particulars	2017-18	2016-17
1	In Central Government Securities	0	0
2	In State Government Securities	0	0
3	Other approved Securities	0	0
4	Shares	0	0
5	Debentures and Bonds	0	0
6	Term Deposits with Banks	1158141188	892338924
7	Others (to be specified)	0	0
	Total	1158141188	892338924


 Registrar
 NIT-Trichy

13


 Director
 NIT-Trichy

National Institute of Technology, Tiruchirappalli-620 015


SCHEDULE 5 (a) : INVESTMENTS FROM FARMARKED/ENDOWMENT FUNDS (FUND WISE)

₹

₹

S.No.	Particulars	2017-18	2016-17
1	Corpus Fund Investments	1094962649	845094991
2	Staff Development Fund Investments	20523786	17127956
3	Maintenance Fund Investments	915692	837368
4	Depreciation Fund Investments	915692	837368
5	Student Welfare Fund Investments	13735374	12560524
6	FCC Fund Investments	13664894	12471420
7	Endowment Fund Investments	13423101	3409297
Total		1158141188	892338924


 Registrar
 NIT-Trichy
 14



 Director
 NIT-Trichy

National Institute of Technology, Tiruchirappalli-620 015

SCHEDULE 6 : INVESTMENTS - OTHERS

S.No.	Particulars	₹	
		2017-18	2016-17
1	In Central Government Securities	0	0
2	In State Government Securities	0	0
3	Other approved Securities	0	0
4	Shares	0	0
5	Debentures and Bonds	0	0
6	Others (to be specified)	0	0
	Total	0	0


 Registrar
 NIT - Trichy
 15



 Director
 NIT - Trichy

National Institute of Technology, Tiruchirappalli-620 015

SCHEDULE 7 : CURRENT ASSETS

Particulars	2017-18	2016-17
1. Stock		
a) Stores and Spares	0	0
b) Loose Tools	0	0
c) Publications	0	0
d) Laboratory chemicals, Consumables and glass ware	0	0
e) Building Material	0	0
f) Electrical Material	0	0
g) Stationery	0	0
h) Water supply Materials	0	0
2. Sundry Debtors		
a) Debts Outstanding for a period of exceeding six months	4621156	1900325
b) Other ()	28125643	123364898
3. Cash and bank Balances (inc.Stamp on Hand)		
Stamp on Hand :	282526	155593
a) With Scheduled Banks:-		
- In Current Accounts	12296314	9671782
- In Term Deposit Accounts	209293447	199275960
- In Savings Accounts	459911315	560262048
b) With Non-Scheduled Banks:-		
- In Term Deposit Accounts	0	0
- In Savings Accounts	0	0
4. Post Office-Savings Accounts		
Total	714530401	894630606


 Registrar
 NIT-Trichy


 Director
 NIT-Trichy


National Institute of Technology, Tiruchirappalli-620 015

SCHEDULE 7 : ANNEXURE A

Head of Account		Name of the Bank	A/C-No	Amount in ₹
I. Savings Bank Account				
1. PLAN (Non Recurring) Account	A	SBI,NITT	10023882957	98611008
2. NON PLAN (Recurring) Account	B	SBI,NITT	10023882946	235270016
CANARA Bank Account	B	Theppakulam, Trichy	36127	209189
3. TFOIP:Account	C	SBI,NITT	10023883008	553932
4. ECC:Account	D	SBI,NITT	10023883064	14433030
5. CORPUS: other funds Account	F	SBI,NITT	10023883097	5538836
6. Research & Development Funds	G	SBI,NITT	10023883042	86750290
7. SCHOLARSHIPS Account	H	SBI,NITT	10023883019	3809206
8. Research Management Fund		SBI,NITT	33076404999	4671337
9. HP Account (Balance & Demand Remittance A/c)		SBI,NITT	30165680347	10064471
II. Current Account				
1. Service Tax Account		SBI,NITT	34837295014	27056
2. Student Fee Account		SBI,NITT	35821815354	28900
3. Foreign Exchange Transactions Account	HEK	SBI,NITT	10891414445	11691299
4. EIGHTY BATCH CHAIR FUND Account		SBI,NITT	36736417068	549059
III. Term Deposits with Schedule Banks				
1. Plan Deposits				111374893
2. Non-Plan Deposits				35926794
3. R & C Funds				51991760
4. ECC Funds				10000000
Total				681501076


 Registrar
 NIT-Trichy

17



 Director
 NIT-Trichy

National Institute of Technology, Tiruchirappalli-620 015

SCHEDULE 8 : LOANS, ADVANCES & DEPOSITS

Particulars	2017-18	2016-17
	₹	₹
I. Advance to Employees (Non-Interest Bearing)		
a) Salary	0	0
b) Festival	1095767	1196717
c) LTC	0	0
d) Medical Advance	82590	98590
e) Other (to be specified)	0	0
2. Long Term Advance to Employees (Interest Bearing)		
a) Vehicles Loan	3277131	3541173
b) Home Loan	0	0
c) Other (to be specified)-Computer Loan	3166891	2216196
3. Advances and Other amount recoverable in Cash or in kind or for Value to be received:		
a) On Capital Account- Deposits with CPWD	196274369	83239547
b) To Suppliers	506590	506590
c) Other (to be specified)-Contingency Non-Plan:2545112 R&C : 279393	2824505	4800728
4. Prepaid Expenses		
a) Insurance	323927	473697
b) Other Expenses	1036550	75474
5. Deposits		
a) Telephone	53079	53079
b) Lease Rent	0	0
c) Electricity	13742270	12152900
d) AICTE, if applicable	0	0
f) Others (to be specified)	0	0
6. Income Accrued:		
a) On Investments from Earmarked/Endowment Funds	32333885	45631624
b) On Investment Others	2382386	4392523
c) On Loans and Advances	0	0
d) Others (includes income due unrealized)	0	0
7. Other-Current Assets receivable from UGC/Sponsored Projects		
a) Debit Balances in Sponsored Projects	628294779	0
b) Debit Balances in Fellowship & Scholarship(QIP)	1566761	1500918
c) Grants Receivables	0	0
d) Other Receivables	78036	78036
8. Claims Receivables		
	2862785	2862785
Total	889902301	162820577


 Registrar
 NIT-Trichy


 Director
 NIT-Trichy


**SCHEDULES FORMING PART OF INCOME
AND
EXPENDITURE ACCOUNT**

National Institute of Technology, Tiruchirappalli-620 015

SCHEDULE 9 : ACADEMIC RECEIPTS

Particulars	2017-18		2016-17	
	₹		₹	
Fees from Students				
Academic				
1. Tuition Fee (share of corpus fund(70500000)	453831648		439850021	
2. Admission Fee	967000		936000	
3. Enrolment Fee / Convocation Fee	1272000		2024650	
4. Library Admission Fee	12091000		10893113	
5. Laboratory Fee / Computer Fee	16649881		15643607	
6. Art & Craft Fee / Sports Fee	1277400		1201400	
7. Registration Fee	2555200		2675160	
8. Syllabus Fee/ MBA Fee	3710671		2019911	
Total (A)	492354800		475243862	
Examinations				
1. Admission Test Fee	0		0	
2. Annual Examination Fee	3915269		3710842	
3. Mark Sheet, Certificate Fee	1029935		756723	
4. Entrance Examination Fee	0		0	
Total (B)	4945204		4467565	
Other Fees				
1. Identity Card Fee	0		0	
2. Fine / Miscellaneous Fee	1711723		2237053	
3. Medical Fee	289425		297750	
4. Transportation Fee	1399258		1570254	
5. Hostel Fee	0		0	
Total (C)	3400406		4106057	
Sale of Publications				
1. Sale of Admission forms	1325690		1961709	
2. Sale of Syllabus and Question Paper, etc.	0		0	
3. Sale of Prospectus including Admission Forms	0		0	
Total (D)	1325690		1961709	
Other Academic Receipts				
1. Registration fee for Workshops, Programmes	3692903		524018	
2. Registration fee (Academic Staff College)	0		0	
Total (E)	3692903		524018	
Grand Total (A+B+C+D+E)	505719003		486302211	


 Registrar
 NIT-Trichy


 Director
 NIT-Trichy


National Institute of Technology, Tiruchirappalli-620 015

SCHEDULE 10 : GRANTS/ SUBSIDIES (IRREVOCABLE GRANTS RECEIVED)

Particulars	CAPITAL			REVENUE		2017-18	2016-17
	Govt. of India MHRD	UGC		Govt. of India MHRD	Total Capital		
		Capital	Specific Schemes				
Balance B/F	72265508	0	0	167037738	0	239303246	56870560
Add : Receipts during the year	0	0	0	0	0	0	0
Grant	535100000	0	0	923700000	0	1458800000	1284000000
Interest Income	0	0	0	0	0	0	11142149
Total	607365508	0	0	1090737738	0	1698103246	1352012709
Less : Refund to UGC	0	0	0	0	0	0	0
Less: Deficit balance 2015-16	0	0	0	54746652	0	54746652	0
Balance	607365508	0	0	1035991086	0	1643356594	1352012709
Less : Utilised for Capital Expenditure (A)	447800314			0	0	447800314	360805052
Balance	159565194	0	0	1035991086	0	1195556280	991207657
Less : utilised for Revenue Expenditure (B)	0	0	0	917906809	0	917906809	751904411
Balance C/F (C)	159565194	0	0	118084277	0	277649471	239303246

- A - Appears as addition to Capital Fund as well as additions to Fixed Assets during the year.
 B- Appears as income in the Income & Expenditure Account.
 C. i. Appears under Current liabilities in the Balance Sheet and will become the opening balance next year.
 ii. Represented by Bank balances, Investments and Advances on the assets side.



 Registrar
 NIT-Trichy



 Director
 NIT-Trichy

National Institute of Technology, Tiruchirappalli-620 015

SCHEDULE 11 : INCOME FROM INVESTMENTS

Particulars	₹		₹	
	Farmarked / 2017-18	Endowment Funds 2016-17	Other investments 2017-18	2016-17
1) Interest				
a) On Government Securities	0	0	0	0
b) Other Bonds/Debentures	0	0	0	0
2) Interest on Term Deposits	39112006	23793562	15532779	9266106
3) Income accrued but not due on Term Deposits/Interest bearing advance to employee	35196034	48493773	0	0
4) Interest on Savings Bank Accounts	494358	548201	0	0
5) Others (Specify)	0	0	0	0
Total	74802398	72835536	15532779	9266106
Transferred to Farmarked / Endowment Funds	74802398	72835536		
Balance	0	0		


 Registrar
 NIT-Trichy
 21



 Director
 NIT-Trichy

National Institute of Technology, Tiruchirappalli-620 015

SCHEDULE 12 : INTEREST EARNED

	₹	₹
Particulars	2017-18	2016-17
1) On Savings Accounts with Scheduled Banks	14660633	6986046
2) On Loans		
a) Employee/Staff	337240	587018
b) Others	0	0
3) On Debtors and Other Receivables	0	0
Total	14997873	7573064


 Registrar
 NIT - Trichy



 Director
 NIT - Trichy

National Institute of Technology, Tiruchirappalli-620 015

SCHEDULE 13 : OTHER INCOME

Particulars	2017-18	2016-17
A. Income from Land & Building:		
1. Hostel Room Rent	18415340	18289800
2. License Fee	2653753	3320631
3. Hire Charges of Auditorium/Play Ground/Convention Centre, etc.	8522302	11149693
4. Electricity charge recovered	36100581	36143110
5. Water charges recovered	179263	174307
Total (A)	65871239	69077541
B. Sale of Institute's Publications (B)	0	0
C. Income from Holding Events:		
1. Gross Receipts from Annual Function/Sports Carnival	0	0
Function/Sports Carnival		
2. Gross Receipts from Fetes	0	0
Less: Direct Expenditure incurred on the Fetes	0	0
3. Gross Receipts from Educational Tours	0	0
Less: Direct Expenditure incurred on the Tours	0	0
4. Others (to be specified and separately disclosed)	0	0
Total (C)	0	0
D. Others:		
1. Income from Consultancy	2532256	1005193
a) Honorarium to staff	9251775	9321231
2. RTI Fees	130	646
3. Income from Royalty	0	0
4. Sale of Application Form (Recruitment)	2359200	0
5. Misc. Receipts (Sale of Tender Form, Waste Paper etc.)	7608941	4649277
6. Profit on Sale/Disposal of Assets:-	0	172725
a) Owned Assets (under buy back purchase)	0	0
b) Assets received Free of Cost	0	0
7. Grants/Donations from Institutions, Welfare Bodies and International Organizations	0	0
8. Other (specify)		
a) Association and cultural fee	12775000	12015000
b) QIP Fellowship from AICTE	1566761	0
Total (D)	36094063	27164072
Grand Total (A+B+C+D)	101965302	96241613


Registrar
NTT - Trichy



Director
NTT - Trichy

National Institute of Technology, Tiruchirappalli-620 015

SCHEDULE 14 : PRIOR PERIOD INCOME

	2017-18	2016-17
Particulars		
1. Academic Receipts	0	0
2. Income from Investments	0	0
3. Interest earned	0	0
4. Other Income	0	0
Total	0	0


 Registrar
 NIT-Trichy


 Director
 NIT-Trichy

National Institute of Technology, Tiruchirappalli-620 015


SCHEDULE 15 : STAFF PAYMENTS & BENEFITS (Establishment Expenses)

Particulars	2017-18	2016-17
	Non Plan	Non Plan
a) Salaries and Wages	706245000	536644711
b) Allowances and Bonus	11053365	9647550
c) Contribution to Provident Fund	28176	109070
d) Contribution to Other Fund (NPS)	21418054	14707439
e) Staff Welfare Expenses	1694538	935697
f) Retirement and Terminal Benefits	115612781	136874422
g) LTC Facility	10725789	10588431
h) Medical Facility	20819197	22145216
i) Children Education Allowance	5219643	5330119
j) Honorarium (Non-Plan)	716547	459435
Honorarium (ECC)	9251775	9321231
k) Others (Specify) Outsources exp.	94827567	60955880
Total	997612432	807719201

₹

₹


 Registrar
 NTT-Trichy


 Director
 NTT-Trichy

National Institute of Technology, Tiruchirappalli-620 015


SCHEDULE 16 : ACADEMIC EXPENSES

₹

₹

Particulars	2017-18	2016-17
	Non Plan	Non Plan
a) Laboratory Expenses /DOC	9231121	13965465
b) Field Work / Participation	361142	1326229
c) Seminar / Workshop	1189997	1001296
d) Payment to Visiting Faculty	18806530	19958226
e) Examination	4879137	1785752
f) Student Welfare Expenses	14787748	14557123
g) Admission Expenses	1787175	1748207
h) Convocation Expenses	4034814	1941133
i) Publications	0	0
j) Stipend / Means-cum-Merit Scholarship	231993113	221324158
k) Subscription Expenses	202197	175864
l) Others (Specify)		
a) Siemens COE Reaserch Expenses	1716287	
b) Sports & Games, NCC/NSS,etc	2669501	3965125
Total	291658762	281748578


 Registrar
 NIT-Trichy


 Director
 NIT-Trichy


National Institute of Technology, Tiruchirappalli-620 015

SCHEDULE 17 : ADMINISTRATIVE AND GENERAL EXPENSES

Particulars	2017-18	2016-17
	Non Plan	Non Plan
A Infrastructure		
a) Electricity and Power	78314390	80157391
b) Water Charges	14137006	8934600
c) Insurance	533631	446111
d) Rent, Rates and Taxes (including Property Tax)	9927774	1245518
B Communication		
e) Postage & Telegram	535263	527987
f) Telephone Fax and Internet Charges	5421816	7155015
C Others		
g) Printing and Stationary	4058695	1819831
h) Travelling and Conveyance Expenses	2019020	2801027
i) Hospitality	599544	465893
j) Auditors Remuneration	236215	206338
k) Professional Charges	192726	399114
l) Advertisement and Publicity	4534152	3415909
m) Magazines & Journals	11700	92674
n) Others (Specify)	2953069	4644053
Board/Finance Committee Meeting Exp.		1416591
Other Exp (IOE - 10000000/- + NIT Transit House - 250000/- + Misc. Exp. 377310/-)	10627310	
Total	125167311	113728052


 Registrar
 NIT-Trichy


 Director
 NIT-Trichy


 Director
 NIT-Trichy


National Institute of Technology, Tiruchirappalli-620 015


SCHEDULE 18 : TRANSPORTATION EXPENSES

Particulars	2017-18	2016-17
	Non Plan	Non Plan
1. Vehicles (Owned by Institution)		
a) Running Expenses	2250165	1691705
b) Repairs & Maintenance	905939	1622891
c) Insurance Expenses		328339
2. Vehicles taken on Rent / Lease		
a) Rent / Lease Expenses	579598	620115
3. Vehicle(Taxi) hiring Expenses	433936	446336
Total	4169638	4709386

₹

₹


 Registrar
 NIT-Trichy



 Director
 NIT-Trichy

National Institute of Technology, Tiruchirappalli-620 015

SCHEDULE 19 : REPAIRS & MAINTENANCE

Particulars	2017-18	2016-17
	Non Plan	Non Plan
a) Buildings	19956344	17050928
b) Furniture & Fixtures	724081	271269
c) Plant & Machinery	1201273	1883120
d) Office Equipments	145342	131617
e) Computers	831322	587394
f) Laboratory & Scientific equipment	3469710	2219961
g) Audio Visual equipment	53188	247221
h) Cleaning Material & Services	0	0
i) Book Binding Charges	0	0
j) Gardening	1686507	2143382
k) Estate Maintenance	16071044	23064971
l) Others (Specify) AMC	17500831	8429802
Total	61639642	56029665


 Registrar
 NIT-Trichy


 Director
 NIT-Trichy

National Institute of Technology, Tiruchirappalli-620 015

SCHEDULE 20 : FINANCE COSTS

Particulars	2017-18	2016-17
	Non Plan	Non Plan
a) Bank Charges	75844	66371
b) Others (Specify)	0	0
Total	75844	66371


₹

₹


 Registrar
 NIT - Trichy

NIT - Trichy

30


 Director
 NIT - Trichy


NIT - Trichy

National Institute of Technology, Tiruchirappalli-620 015

SCHEDULE 21 : OTHER EXPENSES

Particulars	2017-18		2016-17	
	Non Plan	₹	Non Plan	₹
a) Provision for Bad and Doubtful Debts / Advances	0		0	
b) Irrecoverable Balances Written-Off	0		0	
c) Grants/Subsidies to other institutions/ organizations	0		0	
d) Others (Excess provision made for receivable from AICTE written-off)	0		0	
Total	0		0	



 Registrar
 NIT - Trichy



 Director
 NIT - Trichy

National Institute of Technology, Tiruchirappalli-620 015

SCHEDULE 22 : PRIOR PERIOD EXPENSES

Particulars	2017-18	2016-17
	Non Plan	Non Plan
1. Establishment Expenses	0	0
2. Academic Expenses	0	0
3. Administrative Expenses	0	0
4. Transportation Expenses	0	128028
5. Repairs & Maintenance	5283553	1158124
6. Other Expenses	14584	0
Total	5298137	1286152


 Registrar
 NIT-Trichy


 Director
 NIT-Trichy

SCHEDULES FORMING PART OF ACCOUNTS

SCHEDULE: 23

SIGNIFICANT ACCOUNTING POLICIES

1. BASIS FOR PREPARATION OF ACCOUNTS

The accounts are prepared under the Historical Cost Convention unless otherwise stated and generally on the Accrual method of accounting.

2. REVENUE RECOGNITION

- 2.1 Fees from Students (except Tuition Fees), Sale of Admission Forms/Tender Forms and Interest on Savings Bank account are accounted on cash basis. Tuition Fees collected separately for each semester is accounted on accrual basis.
- 2.2 Income from Buildings and Other Property and Interest on Investments are accounted on accrual basis.
- 2.3 Interest on interest bearing advances to staff for House Building, Purchase of Vehicles and Computers is accounted on Cash basis.
- 2.4 Interest on EB deposits with TANGEDCO is accounted on cash basis.

3. FIXED ASSETS AND DEPRECIATION

- 3.1 The Government of Tamil Nadu had provided land during 1964-65 for the formation of the Institute and the same was taken over by Government of India during 2003-04. The value fixed by State P. W. D. at its inception was ₹ 47.09 lakhs. The same value is exhibited in the accounts.

- 3.2 Fixed assets are stated at cost of acquisition including inward freight, duties and taxes and incidental and direct expenses related to acquisition, installation and commissioning.
- 3.3 The depreciation amounts to ₹ 55,25,10,266/- for the Year 2017-18, of which ₹ 21,68,42,705/- is exhibited under Income and Expenditure Account and ₹ 33,56,67,561/- charged to the SIEMENS Asset Donated in Capital Fund.
- 3.4 Fixed assets are valued at cost less accumulated depreciation. Depreciation on fixed assets is provided on Straight line method, at the following rates:

Tangible Assets:

1.	Land	0%
2.	Site Development	0%
3.	Buildings	2%
4.	Roads & Bridges	2%
5.	Tube wells & Water Supply	2%
6.	Sewerage & Drainage	2%
7.	Electrical Installation and equipment	5%
8.	Plant & Machinery	5%
9.	Scientific & Laboratory Equipment	8%
10.	Office Equipment	7.5%
11.	Audio Visual Equipment	7.5%
12.	Computers & Peripherals	20%
13.	Furniture, Fixtures & Fittings	7.5%
14.	Vehicles	10%
15.	Lib. Books & Scientific Journals	10%

Intangible Assets (Amortization):

1.	E-Journals	40%
2.	Computer Software	40%
3.	Patents and Copyrights	9 years

3.5 Depreciation is provided for the whole year on additions during the year.

3.6 Assets created out of R & D Projects are shown separately in the Fixed Asset Schedule 4B. Depreciation is charged at the rates applicable to the respective assets.

3.7 Since there is difficulty in segregating the Fixed Assets purchased out of Sponsored Project Funds from Institute Funds, as some of the Assets were purchased many years ago; the following accounting policy with respect to Fixed Assets of sponsored projects is adopted. On completion of the Project, Assets will be transferred to the Institute Account with Accumulated Depreciation. The Fixed Assets purchased out of Sponsored Project Funds till 2014-15 have been continued to be Accounted as Assets of the Institute and provided Depreciation. The Fixed Assets purchased out of Sponsored Project Funds for 2015-16 have not been Accounted in the Institute Assets and shown in Notes on Accounts.

4. STOCK:

The institute is booking expenditure on spare parts, laboratory chemicals, consumables and other stores on cash basis as and when purchased and hence no closing stock for the same shown in the Balance Sheet. Franking stamp on hand alone is exhibited in schedule 7(3).

5. RETIREMENT BENEFITS

The Liability as on 31st March 2018, for Retirement Benefits were ascertained by Actuary. The details are as follows:

Particulars	Current ₹	Non-Current ₹	Total ₹
Gratuity	1,44,20,737	27,69,29,543	29,13,50,280
Leave Encashment	3,04,26,995	36,20,76,673	39,25,03,668
Total	4,48,47,732	63,90,06,216	68,38,53,948

6. INVESTMENTS

All investments are carried at their cost.

7. FARMARKED/ENDOWMENT FUNDS

7.1 Corpus and other funds:

Contribution to Corpus Fund by appropriation from Income and Expenditure account is made based on the following policy guidelines framed by the Board of Governors:-

- a) 50% of DASA Tuition Fee collection
- b) Overhead charges provided in the R & D sanctions

7.2 Staff Development Fund:

As per the resolution passed on the First Finance Committee 10% of collection in the Engineering Consultancy Centre has been credited to the fund.

Single Bank account is operated for these Funds. Entire amount is kept under investment and the income from investments are apportioned to the individual funds. The balance in the respective Funds is carried forward and is represented on the assets side by the balance at bank, Investments and accrued interest.

7.3 Endowment Fund:

Endowments are funds received from various donors for Prizes and Medals as specified by the donors. The income from investment of each Endowment is added to the Fund. The expenditure on Medals and Prizes is met from the interest earned on investment of the respective Endowment Funds and the balance is carried forward. The balances are represented by Investment and balance in the savings bank account. The interest from investments of the fund is accounted on cash basis.

8. GOVERNMENT GRANTS

Government Grants are accounted on realization basis. However, where a sanction for release of grant pertaining to the financial year is received before 31st March and the grant is actually received in the next financial year, the grant is accounted on accrual basis and an equal amount is shown as Grants receivables under Schedule 8(7.c)

To the extent utilized towards capital expenditure, (on accrual basis) Government grants are transferred to the Capital Fund under Schedule 1. Government grants for meeting Revenue Expenditure (on accrual basis) are treated, to the extent utilized, as income of the year. Unutilized grants are carried forward and exhibited under Schedule 3(6.d) as a liability in the Balance Sheet. Deficit balance Rs.5,47,46,652/- of Non-Plan in 2015 – 2016, which was adjusted in the Capital Fund is now Reverted and Adjusted in Schedule 10 Grants/Subsidies.

9. INVESTMENTS OF FARMARKED FUNDS AND INTEREST INCOME ACCRUED ON SUCH INVESTMENTS:

Interest received and interest accrued and due on such investments are added to the respective funds and not treated as income of the Institution.


10. SPONSORED PROJECTS


10.1 In respect of ongoing Sponsored Projects, the amounts/assets received from sponsors and expenditure incurred against such projects are exhibited under Schedule 3A.

10.2 Similarly Fellowships and Scholarships are exhibited under Schedule 3B.

11. INCOME TAX

The income of the Institution is exempt from Income Tax under Section 10(23c) of the Income Tax Act. No provision for tax is therefore required to be made in the accounts.


Registrar
NIT-Trichy


Director
NIT-Trichy

SCHEDULE: 24

CONTINGENT LIABILITIES AND NOTES TO ACCOUNTS

The details of the pending Court cases filed against the institution which were pending for decisions and the quantum of the claims that could not be ascertained is stated below:

Cases filed by	Number of cases
Faculty Members	3
Students	4
Non-Teaching Staff	6
Others	4

A. CONTINGENT LIABILITY

B. NOTES TO ACCOUNTS

1. CAPITAL COMMITMENTS

All major construction works are being executed by the CPWD, Trichy Central Division functioning in the campus on deposit work basis as per the directive of MHRD, New Delhi. The total sanctioned Capital Works as on 31/03/2018 is ₹7.11 crore. The value of contracts remaining to be executed on Capital Account as on 31/03/2018 is ₹ 213.28 crore.

2. FIXED ASSETS:

2.1 Additions in the year to Fixed Assets in Schedule 4 include Assets purchased out of Plan Funds ₹ 44,78,00,314/- and other funds ₹ 84,72,79,066/-. The Assets have been set up by credit to Capital Fund.

2.2 In the Balance Sheet as on 31/03/2014 and the Balance Sheets of earlier years, Fixed Assets created out of Plan funds, Fixed Assets created out of Non Plan funds and other funds were not exhibited distinctly. The additions during the years from 2014-15, from Plan funds and other funds, and the depreciation on those additions respectively have been exhibited in Sub Schedule 4A and 4B.

2.3 Fixed assets as set out in Schedule 4 does not includes assets purchased out of Funds of TEQIP Project, a Centrally

Sponsored Scheme, being implemented as a World Bank Assistant Project, held and used by the Institution.

The details of such Assets are:

Assets	Original cost as on 1.4.2017	Additions during year 2017-18	Deductions during year 2017-18	Total
	₹	₹	₹	₹
Building	1,24,61,820	-	-	1,24,61,820
Electrical Installation	3,49,973	-	-	3,49,973
Equipment & Tools	18,36,32,567	14,20,957	-	18,50,53,524
Computers & Peripherals	6,88,910	66,35,080	-	73,23,990
Computer Software	41,51,613	35,72,330	-	77,23,943
Furniture & Fixtures	41,37,183	-	-	41,37,183
Library Books	2,77,31,981	-	-	2,77,31,981
Total	23,31,54,047	1,16,28,367	-	24,47,82,414

2.4 Fixed assets in Schedule 4 does not includes assets purchased out of Funds of Sponsored Projects during the year 2017-18.

The details of such Assets are:

Assets	Original cost as on 1.4.2017	Additions during year 2017-18	Deduction/ Capitalized	Total	Notional Depreciation Opening Balance	Notional Depreciation for the year 2017-18	Deduction/ Acc. Depreciation	Total Notional Depreciation	Total Book value as on 31.3.2018
	₹	₹	₹	₹	₹	₹	₹	₹	₹
Equipment & Tools	37583952	17144970	6869914	47859008	3958967	3589426	911143	6637250	41221758
Computers & Peripherals	1812618	412542	-	2225160	362524	445032	-	807556	1417604
Computer Software	2248185	651021	-	2899206	899274	1159682	-	2058956	840250
Total	41644755	18208533	6869914	52983374	5220765	5194140	911143	9503762	43479612

2.5 SIEMENS - COE Accounts - Treatment in Institute Accounts for the Funds released by the Institute through MHRD Grants during the year 2017-18, Total Fund released is ₹. 18,89,63,569/-

Head of account	Amount ₹.	Exhibition in Annual Accounts
Capital Exp.(Software)	4,68,09,353	Schedule 1 and 4
Revenue Exp.	17,16,287	Schedule 16
Work in Progress	14,04,37,929	Schedule 1 and 4
Total	18,89,63,569	

2.6 Siemens grant and NITT contribution and treatment of assets in NITT's books of accounts

An agreement among NITT, Siemens Industry Software (India) Private Limited (SISW) and Advanced Manufacturing, Automation & Robotic Technology (AMER Tech) entered on 18/07/2017 to set up State of Art of Excellence-Center of Excellence (COE) in manufacturing technology at NITT. As per the agreement to set up COE, AMER Tech would supply an amount of ₹.172.34/- crore in form of material (software, hardware and courseware). NITT has to make payment of ₹.17.496/- crore (exclusive of tax) as its contribution. As such AMER Tech supplied (March 2018) the material worth of ₹.191.24/- crore (₹.172.34/- crore AMER Tech and ₹.18.89/- crore NITT) as detailed below.

Details	Siemens Grant ₹.	NITT Portion ₹.
Services	3,97,71,155	2,48,56,740
IP (Research)	75,83,01,225	5,14,88,606
Software	83,91,68,902	4,68,09,353
Hardware	8,61,70,594	6,58,08,870
Total	172,34,11,876	18,89,63,569
Total assets Siemens and NITT	191,23,75,445	

Software and IP portion of the software were installed and commissioned during March 2018. Hence Grant portion of the software and related IP (₹.83.92/- crore and ₹.64.99/- crore software and IP respectively) were accounted as capital and revenue grant respectively and NITT portion of the software of Rs.4.68/- crore were capitalized and revenue portion of IP of ₹.17.16/- lakh was charged to the revenue during 2017-18. Depreciation on the grant portion (₹.33.66/- crore) was adjusted in the asset and grant. Unadjusted portion of advance amount of ₹.14.04/- crore of NITT out of ₹.18.89/- crore shown as capital work in progress.

3. EXPENDITURE IN FOREIGN CURRENCY:

- a. Telegraphic Transfer
- b. Foreign Drafts etc.
- c. Others.

Expenditure and Earnings are recorded at the prevailing rate on the date of the transaction based on the demands raised by State Bank of India, Heavy Electricals, Kailasapuram branch.


4. CURRENT ASSETS, LOANS, ADVANCES AND DEPOSITS

In the opinion of the Management, the current assets, Loans, Advances and Deposits have a value on realization in the ordinary course, equal at least to the aggregate amount shown in the Balance Sheet.

5. The details of balances in Saving Bank Accounts, Current Accounts and Fixed Deposit Accounts with Banks are enclosed as attachment 'A' to the Schedule of Current Assets Schedule 7.
6. Previous year's figures have been regrouped wherever necessary.
7. Figures in the Final accounts have been rounded off to the nearest rupee.
8. Schedules 1 to 24 are annexed to and form an integral part of the Balance Sheet at 31st March 2018 and the Income & Expenditure account for the year ended on that date.

9. As the Provident Fund Account and the New Pension Scheme Account are owned by the members of those funds and not by the Institution, these accounts were separated from the Institution's Accounts from 2014-15. A Receipts & Payments Account, an Income & Expenditure Account (on Accrual basis) and a Balance Sheet of the Provident Fund Account as well as the New Pension Scheme for the year 2017-18 have been attached, to the Institution's Accounts. The Interest amount of Rs.34,75,873/- for the period from 2006 -2009 in respect of 174 Employees, remitted to PFRDA during 2017 – 18.


Registrar
NIT-Trichy


Director
NIT-Trichy

RECEIPTS AND PAYMENT ACCOUNT

National Institute of Technology, Tiruchirappalli-620 015
Receipts and Payments Accounts for the Period/Year Ended 31.03.2018

	Receipts		Payments	
	2017-18	2017-18	2017-18	2017-18
I. Opening Balance				
a) Cash Balance	52025		891234375	
b) Bank Balance	9995636		268913911	
i. In current accounts	1091291030		114102685	
ii. In deposit accounts	560210023		3979159	
iii. Savings accounts			54247830	
			5298137	
			80819	
II. Grants Received	1458800000		214640	
a) From Govt of India	0			
Grant receivable received	0			
b) From State Government	0			
c) From other Sources	0			
III. Academic Receipts	432335944			
IV. Receipts Against Earmarked/ Endowment Funds	85359346		43443342	
V. Receipts Against Sponsored Projects/Schemes	126922543		679949269	
Sponsored Project:				
TQIP : 5597126	5597126		626322689	
VI. Receipts against Sponsored Fellowships/Scholarships	44170276		339760185	
VII. Income Investments From				
a) Earmarked/Endowment funds	86827864		209237589	
b) Other Investments	3647917		324637929	
VIII. Interest Received on				
a) Bank Deposits	13424523			
b) Loans and Advances	337240			
c) Savings Bank Accounts	15398696			
IX. Investments encashed	1296112118			
X. Term Deposits with Scheduled Banks encashed	339930025		937651216	
XI. Other Income (inc. Prior period income)	73135410		279471028	
XII. Deposits and advances	947568259			
XIII. Miscellaneous Receipts including Statutory Receipts-Sundry Debtors	124137833			
XIV. Any Other Receipts				
			12296314	
			459911315	
			1357444635	
Total	6715253834	6715253834	6715253834	


 Registrar
 NIT-Tiruchy


 Director
 NIT-Tiruchy


GPF AND NPS ACCOUNTS

National Institute of Technology, Tiruchirappalli-620 015

Provident Fund Account Balance Sheet as at March 31,2018

	Amount in ₹ 31-Mar-18	Amount in ₹ 31-Mar-17	Assets	Amount in ₹ 31-Mar-18	Amount in ₹ 31-Mar-17
Liabilities					
CPF					
Opening Balance	158061276	148892426	Investment	181659621	169852168
Less: Subscription for March 2017	3330295	3170415	Int accrued as on 31/03/18	5060665	5766900
			Subscription Due for March,2018	3965700	3330295
Add: Subscriptions in the year	42223947	38787698	CPF	0	0
Add: Subscriptions for March 2018	3965700	3330295	CPF	0	0
Add: Interest Credited	12266469	11461846	LC due to CPF	0	0
Less: Advance / Withdrawal	35373910	41240574	NPS-II	0	0
Closing Balance	177813187	158061276			
CPF			Tax Recovered from interest on investments Pending refund from income Tax Department	0	133275
Opening Balance	0	523132			
Less: Subscription for March 2017	0	7500	Cash at Bank	15693213	7220739
Add: Subscriptions in the year	0	15000	SRL, Branch-1	0	0
Add: Subscriptions for March 2018	0	11487	Other Bank		
Add: Interest Credited	0	11487			
Less: Advance / Withdrawal	0	542119			
Closing Balance	0	0			
University Contribution(CPF)					
Opening Balance	0	523132			
Less: Subscription for March 2017	0	7500			
Add: Subscriptions in the year	0	15000			
Add: Subscriptions for March 2018	0	0			
Add: Interest Credited	0	11487			
Less: Advance / Withdrawal	0	542119			
Closing Balance	0	0			
NPS Tier-II Account					
Opening Balance	0	0			
Less: Subscription for March 2017	0	0			
Add: Subscriptions in the year	0	0			
Add: Subscriptions for March 2018	0	0			
Add: Interest Credited	0	0			
Less: Advance / Withdrawal	0	0			
Closing Balance	0	0			
Interest Reserve					
Opening Balance	28242101	27131713			
Add: Excess of income over Expenditure	323911	1110388			
Closing Balance	28566012	28242101			
Total	206379199	186303377	Total	206379199	186303377


 Registrar
 NIT - Trichy


 Director
 NIT - Trichy


National Institute of Technology, Tiruchirappalli-620 015

Provident Fund Account

Income and Expenditure Account for the year ended 31.03.2018

Expenditure	Amount in ₹ 31/Mar/18	Amount in ₹ 31/Mar/17	Income	Amount in ₹ 31/Mar/18	Amount in ₹ 31/Mar/17
Interest Credited to:					
GPF Account	12266469	11461846	Interest earned on Investment	13429890	11741556
CPF Account	0	11487	Add: Interest Accrued on 03/18	5060665	5766900
University Contribution(CPF)	0	11487	Add: Tax recovered on interest-Refund to be	0	133275
NPS Tier-II Account	0	0	Less: Interest accrued for March 17	5900175	5046523
Excess of Income over Expenditure	323911	1110388	Excess of Expenditure over Income	0	0
Total	12590380	12595208	Total	12590380	12595208


 Registrar
 NIT-Trichy


 Director
 NIT-Trichy

National Institute of Technology, Tiruchirappalli - 620015


Provident Fund Account

Receipts and Payments Accounts for the Financial Year 2017-18

Receipts	Amount in ₹	Payments	Amount in ₹
Opening Balance as on 1/4/17		GPF Adv./Withdrawal	35373910
SBI, Branch - I	7220739	CPF Adv./Withdrawal	0
SBI, Branch - II	0	NPS Tier-II	0
Bank	0	University Contribution Withdrawal	0
GPF Subscription	42223947	Investment during the year	145590994
CPF Subscription	0		
CPF University Contribution	0		
NPS Tier-II Account	0	Closing Balance:-	
Investment Encashed	133783541	SBI, Branch-I	15693213
Interest Received	13429890	Bank	0
Total	196658117	Total	196658117


Registrar

NIT-Trichy
47



Director
NIT-Trichy

National Institute of Technology, Tiruchirappalli-620 015

NPS Tier-I Account Balance Sheet as at March 31, 2018

	Amount in ₹ 31-Mar-18	Amount in ₹ 31-Mar-17		Amount in ₹ 31-Mar-18	Amount in ₹ 31-Mar-17
Liabilities			Assets		
NPS Tier-I Account			NPS Tier-I Account		
Opening Balance	2879730	2867885			
Less: Subscription for March 2017	2481284	2452410	Subscription and contribution due for 3/18	3161248	2481284
Add: Subscriptions U Contribution	32192586	29241069	Investment	0	0
Add: Interest Credited	0	0	Interest Accrued but not due	0	0
Less: Transferred to NSDL	32165232	29258098	Balance at Bank	1932003	4603947
Add: Subscription UC for 3/2018	3161248	2481284			
Closing Balance	3587048	2879730			
Excess of income over Expenditure	0	0			
Balance As on 1.4.2017	4205501	3956275			
Add: During the Year	0	249226			
Less: Excess of Expenditure over Income	2699298				
Total	5093251	7085231	Total	5093251	7085231


 Director
 NIT-Tiruchy


 Director
 NIT-Tiruchy


National Institute of Technology, Tiruchirappalli-620 015

NPS Tier- I Account

Income and Expenditure Account for the Financial year 2017-18

Expenditure	Amount in ₹	Amount in ₹	Income	Amount in ₹	Amount in ₹
Interest Credited to:					
Subscribers' Accounts	3475873	0	Interest earned on Investment	776575	249226
Bank Charges	0	0	Less: Interest accrued for 31.03.2017	0	0
Excess of Income over Expenditure	0	249226	Interest accrued but not due	0	0
			Excess of Expenditure over Income	2699298	
Total	3475873	249226	Total	3475873	249226


Registrar
NIT - Trichy


Director
NIT - Trichy

National Institute of Technology, Tiruchirappalli-620 015

NPS Tier- I Account

Receipts and Payments Accounts for the Financial Year 2017-18

Receipts	Amount in ₹	Payments	Amount in ₹
Opening Balance as on 1/04/17	4603947		
NPS Tier - I Account	0	Investment	0
Own Subscription	16092941	Withdrawal/Refund to NSDL	35641105
University Contribution	16099645		
		Closing Balance as on 31/03/2018	1932003
Interest Received on Investment	0		0
Interest on Savings bank Account	776575		0
Investment Encashed	0		0
Total	37573108	Total	37573108

A. Balasubramanian
Registrar
NIT - Trichy

50

M. S. Srinivasan
Director
NIT - Trichy