

NATIONAL INSTITUTE OF TECHNOLOGY
TIRUCHIRAPPALLI – 620015 TAMILNADU



ANNUAL ACCOUNTS

(Revised)

2020-2021

NATIONAL INSTITUTE OF TECHNOLOGY

TIRUCHIRAPPALLI – 620015

ANNUAL STATEMENT OF ACCOUNTS 2020-21

Contents	Page
Balance Sheet as at 31 st March, 2021	1
Income and Expenditure Account	2
Schedules	3 - 34
Notes on Accounts	35 - 45
Receipts and Payments Account	46
GPF and NPS	47-52

National Institute of Technology, Tiruchirappalli-620 015

Balance Sheet as at 31-03-2021

₹

₹

Sources of Funds:	Schedule No.	2020-21	2019-20
Capital Fund	1	6 41 16 25 976	5 98 51 75 228
Designated/Earmarked/Endowment Funds	2	1 92 51 57 242	1 69 11 85 761
Secured Loans - HEFA Loan	2(HEFA)	17 28 60 803	5 32 00 000
Current Liabilities & Provisions	3	89 17 60 231	1 21 61 43 743
TOTAL		9 40 14 04 252	8 94 57 04 732
Application of Funds	Schedule No.	2020-21	2019-20
Fixed Assets	4		
Tangible Assets		3 58 21 17 446	3 29 94 49 698
Intangible Assets		4 24 18 043	5 28 77 941
Capital Works-in-progress		1 27 15 86 665	1 59 99 10 372
Investments From Earmarked/Endowment Funds	5		
Long Term		12 75 66 791	11 81 03 655
Short Term		1 54 17 17 056	1 36 66 13 626
Investments - Others	6	0	0
Current Assets	7	2 48 03 22 449	2 10 96 70 732
Loans,Advances & Deposits	8	35 56 75 801	39 90 78 708
TOTAL		9 40 14 04 252	8 94 57 04 732


Significant Accounting Policies

23

Contingent Liabilities and Notes to Accounts

24


 Registrar (i/c)
 NIT-Tiruchirappalli


 Director (i/c)
 NIT-Tiruchirappalli

National Institute of Technology, Tiruchirappalli-620 015
Income and Expenditure Account for the Period/Year Ended 31-03-2021

₹

₹


Particulars	Schedule No.	2020-21	2019-20
INCOME			
Academic Receipts	9	64 81 88 053	64 15 69 037
Grants/Subsidies	10	1 67 29 04 306	1 73 24 80 650
Income From Investments	11	6 41 44 457	5 24 40 288
Interest Earned	12	93 79 816	1 33 45 864
Other Income	13	8 04 62 338	17 29 67 622
Prior Period Income	14	1 50 95 417	1 42 30 438
TOTAL-(A)		2 49 01 74 387	2 62 70 33 899
EXPENDITURE			
Staff Payments & Benefits (Establishment Expenses)	15	1 30 16 46 362	1 13 48 17 955
Academic Expenses	16	32 40 48 922	37 69 62 054
Administrative and General Expenses	17	7 78 88 684	13 79 00 322
Transportation Expenses	18	36 50 196	57 04 007
Repairs & Maintenance	19	6 78 45 031	9 08 78 352
Finance Costs	20	1 13 29 871	16 46 059
Depreciation	4	34 24 83 891	24 22 14 413
Other Expenses	21	0	0
Prior Period Expenses	22	0	1 65 45 487
TOTAL-(B)		2 12 88 92 957	2 00 66 68 649
Balance Being Excess of Income over Expenditure (A-B)		36 12 81 430	62 03 65 250
Transfer to / from Designated Fund (Building Fund)		6 39 60 000	13 26 62 644
Capital Expenditure from IRG - Capitalised		53 52 138	42 68 629
Others ()-Corpus Fund (6 08 00 000 + 1 12 00 000)		7 20 00 000	8 91 89 000
Balance Being Surplus/Deficit Carried to Capital Fund		21 99 69 292	39 42 44 977

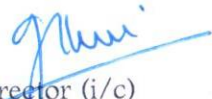
Significant Accounting Policies

23

Contingent Liabilities and Notes to Accounts

24


 Registrar (i/c)
 NIT-Tiruchirappalli

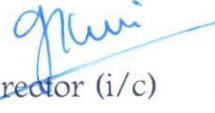

 Director (i/c)
 NIT-Tiruchirappalli

**SCHEDULES FORMING PART
OF
BALANCE SHEET**

National Institute of Technology, Tiruchirappalli-620 015
SCHEDULE 1: CAPITAL FUND

Particulars		₹	₹
		2020-21	2019-20
	Balance as at the Beginning of the Year	5 98 51 75 228	5 10 10 84 544
Add:	Contribution towards Capital Fund	0	0
Add:	Grant from UGC, Govt of India and State Government to the extent utilized for capital expenditure	20 80 22 966	20 01 41 268
Add:	Assets Purchased out of IRG	53 52 138	42 68 629
Add:	Assets Purchased out of Earmarked Funds	0	0
Add:	Assets Purchased out of Sponsored Projects, Where ownership vests in the institution	0	7 00 553
Add:	Assets Donated/Gifts Received	0	0
Add:	Other Additions	0	0
Add:	Transfer from Surplus IRG 2018-19	0	45 94 62 685
Add:	Excess of Income over expenditure transferred from the income & Expenditure Account	21 99 69 292	39 42 44 977
Total		6 41 85 19 624	6 15 99 02 656
Deduct:	Deficit transferred from the Income & Expenditure Account	0	0
Deduct:	Depreciation on Assets Donated/Gifts Received (Siemens COE)	- 68 93 648	- 17 47 27 428
	Balance at the Year End	6 41 16 25 976	5 98 51 75 228


Registrar (i/c)
NIT-Tiruchirappalli



Director (i/c)
NIT-Tiruchirappalli

National Institute of Technology, Tiruchirappalli-620 015
SCHEDULE 2: DESIGNATED/EARMARKED/ENDOWMENT FUNDS

Particulars	Fund wise Breakup									Total	
	Corpus Fund	Building Fund	Staff Development Fund	Maintenance Fund	Depreciation Fund	Student Welfare Fund	ECC Fund	AIRC Fund	Endowment	2020-21	2019-20
A.											
a) Opening Balance	1 47 71 06 624	13 26 62 644	2 46 38 445	10 81 475	10 81 475	1 62 22 100	1 67 38 250	61 20 695	1 55 34 053	1 69 11 85 761	1 35 11 95 635
b) Additions during the year	7 73 83 146	6 39 60 000	2 56 276	0	0	0	0	0	16 00 000	14 31 99 422	24 53 50 837
c) Income from investments made of the funds	4 99 18 080	0	7 64 025	33 536	33 536	5 03 039	5 19 044	3 53 962	8 37 351	5 29 62 573	4 38 91 769
d) Accrued Interest on Investments/Advances	3 63 10 922	0	5 99 566	26 317	26 317	3 94 758	4 07 318	0	0	3 77 65 198	5 08 41 886
e) Interest on Savings Bank Account	1 39 749	0	2 139	94	94	1 408	1 453	0	0	1 44 937	1 85 009
f) Other Additions	0	0	0	0	0	0	0	0	0	0	0
Total - (A)	1 64 08 58 521	19 66 22 644	2 62 60 451	11 41 422	11 41 422	1 71 21 305	1 76 66 065	64 74 657	1 79 71 404	1 92 52 57 891	1 69 14 65 136
B.											
Utilisation/Expenditure towards objectives of Funds											
i) Capital Expenditure	0	0	0	0	0	0	0	0	0	0	0
ii) Revenue Expenditure	0	0	0	0	0	0	0	1 00 649	0	1 00 649	2 79 375
Total - (B)	0	0	0	0	0	0	0	1 00 649	0	1 00 649	2 79 375
Closing balance at the year end (A-B)	1 64 08 58 521	19 66 22 644	2 62 60 451	11 41 422	11 41 422	1 71 21 305	1 76 66 065	63 74 008	1 79 71 404	1 92 51 57 242	1 69 11 85 761
Represented by											
Cash and Bank Balances	1 12 37 993	0	0	0	0	0	2 88 236	11 74 008	28 46 503	1 55 46 740	70 47 951
Investments	1 58 73 70 793	0	2 56 60 885	11 15 105	11 15 105	1 67 26 547	1 69 70 511	52 00 000	1 51 24 901	1 66 92 83 847	1 48 47 17 281
Interest accrued but not due	3 63 10 922	0	5 99 566	26 317	26 317	3 94 758	4 07 318	0	0	3 77 65 198	4 79 79 737
TDS Receivable	28 62 149	0	0	0	0	0	0	0	0	28 62 149	28 62 149
Receivable from IRG Account	0	0	0	0	0	0	0	0	0	0	1 11 89 000
Receivable from R & C Account	30 76 664	0	0	0	0	0	0	0	0	30 76 664	47 26 999
CPWD WIP/Deposits (IRG portion)	0	11 92 22 644	0	0	0	0	0	0	0	11 92 22 644	10 68 62 644
CPWD WIP/Deposits (HEFA Loan repaid portion)	0	7 74 00 000	0	0	0	0	0	0	0	7 74 00 000	2 58 00 000
Total	1 64 08 58 521	19 66 22 644	2 62 60 451	11 41 422	11 41 422	1 71 21 305	1 76 66 065	63 74 008	1 79 71 404	1 92 51 57 242	1 69 11 85 761

* The Bank balances of ECC Fund and Endowment Fund are presented with ECC and Non-Plan Account bank balances respectively.



Registrar (i/c)
NIT-Tiruchirappalli



Director (i/c)
NIT-Tiruchirappalli

National Institute of Technology, Tiruchirappalli-620 015

SCHEDULE 2(HEFA) : SECURED LOANS - HEFA LOAN

Particulars	₹	
	2020-21	2019-20
A. HEFA Loan		
a) Opening Balance	5 32 00 000	0
b) Additions during the year	17 12 60 803	7 90 00 000
Total (A)	22 44 60 803	7 90 00 000
B. Repayment during the Year	5 16 00 000	2 58 00 000
Closing balance at the year end (A-B)	17 28 60 803	5 32 00 000


Registrar (i/c)
NIT-Tiruchirappalli


Director (i/c)
NIT-Tiruchirappalli

National Institute of Technology, Tiruchirappalli-620 015

SCHEDULE : 2 (a) ENDOWMENT FUNDS

SL.No.	Name of the Endowment	Opening Balance As on 01-04-2020		Additions during the years		Total		Expenditure on the object during the year	Closing Balance As on 31-03-2021		Total
		Endowment	Accumulated Interest	Endowment	Interest	Endowment	Accumulated Interest		Endowment	Accumulated Interest	
1	2	3	4	5	6	7 (3+5)	8 (4+6)	9	10	11	12 (10+11)
1	Dr. Sargurudas Memorial Fund	500	0	0	35	500	35	0	500	35	535
2	Kharche Associated Fund	10 000	0	0	698	10 000	698	0	10 000	698	10 698
3	Chetterjee Memorial Fund	10 000	0	0	698	10 000	698	0	10 000	698	10 698
4	Reunion Fund	44 065	22 512	0	3 074	44 065	25 586	0	44 065	25 586	69 651
5	Rajalaxmi Trust Fund	3 000	0	0	209	3 000	209	0	3 000	209	3 209
6	Balakumaran Memorial Fund	10 000	0	0	698	10 000	698	0	10 000	698	10 698
7	Janardhan Iyengar & Seethamma Fund	20 000	0	0	1 395	20 000	1 395	0	20 000	1 395	21 395
8	Prof. S. Muthukaruppan Fund	10 000	0	0	698	10 000	698	0	10 000	698	10 698
9	Prof. S.H.Ibrahim Endowment Fund	25 000	0	0	1 744	25 000	1 744	0	25 000	1 744	26 744
10	Prof.M.Sitaraman Endowment Fund	25 000	0	0	1 744	25 000	1 744	0	25 000	1 744	26 744
11	Prof.Thirumalai Arasan Mem Fund	25 000	0	0	1 744	25 000	1 744	0	25 000	1 744	26 744
12	Dr. M. Shanmugam Fund	1 25 000	0	0	8 719	1 25 000	8 719	0	1 25 000	8 719	1 33 719
13	Dr. M. Shanmugam Fund	2 00 000	0	0	13 951	2 00 000	13 951	0	2 00 000	13 951	2 13 951
14	Dr. M. Shanmugam Fund	75 000	0	0	4 734	75 000	4 734	0	75 000	4 734	79 734
15	Avinash Memorial Endowment Fund	2 00 000	0	0	13 951	2 00 000	13 951	0	2 00 000	13 951	2 13 951
16	Neela Balasubramanian Memorial Award (Dr.B.Sekar)	1 25 000	0	0	8 719	1 25 000	8 719	0	1 25 000	8 719	1 33 719
17	Karthik Memorial Fund(Dr.G.Swaminathan)	50 000	0	0	3 488	50 000	3 488	0	50 000	3 488	53 488
18	Vijayalakshmi Kannan Memorial Fund	15 000	0	0	1 046	15 000	1 046	0	15 000	1 046	16 046
19	Dr.Duraisamy Memorial Fund (Dr.TSRajan)	50 000	0	0	3 156	50 000	3 156	0	50 000	3 156	53 156
20	RECAL NITT Fund (Ramesh Swaminathan Memorial Fund)	68 823	27 800	0	4 801	68 823	32 601	0	68 823	32 601	1 01 424
21	Ruby & Topaz 84 Batch Endowment Fund	9 52 909	2 93 534	0	66 469	9 52 909	3 60 003	0	9 52 909	3 60 003	13 12 912
22	Subash Chandrabose Memorial Award	75 000	0	0	4 734	75 000	4 734	0	75 000	4 734	79 734
23	Dr.P.S.Manisundaram Endowment Fund	50 000	0	0	3 156	50 000	3 156	0	50 000	3 156	53 156
24	Dr.P.S.Manisundaram Endowment Fund	25 000	0	0	1 744	25 000	1 744	0	25 000	1 744	26 744
25	Oisik Adak Memorial Award(Pragyan)	40 000	0	0	2 790	40 000	2 790	0	40 000	2 790	42 790
26	Oisik Adak Memorial Award(Pragyan)	50 001	0	0	3 488	50 001	3 488	0	50 001	3 488	53 489
27	Oisik Adak Memorial Award(Pragyan)	2 00 000	0	0	12 623	2 00 000	12 623	0	2 00 000	12 623	2 12 623
28	Dr.J.Raja Memorial Fund	50 000	0	0	3 156	50 000	3 156	0	50 000	3 156	53 156
29	Prof.Joseph Martin Fernando Trophy	50 000	0	0	3 156	50 000	3 156	0	50 000	3 156	53 156
30	S.J. Chainulu Medal of Excellence	4 00 000	0	0	27 901	4 00 000	27 901	0	4 00 000	27 901	4 27 901
31	S.J. Chainulu Medal of Excellence	1 00 000	0	0	6 975	1 00 000	6 975	0	1 00 000	6 975	1 06 975
32	Prof. K.S. Pandey	1 17 000	0	0	8 161	1 17 000	8 161	0	1 17 000	8 161	1 25 161
33	M/s. Chennai Metco P. Ltd., Chennai	2 00 000	0	0	13 951	2 00 000	13 951	0	2 00 000	13 951	2 13 951
34	Anjali Ammal	0	0	15 00 000	0	15 00 000	0	0	15 00 000	0	15 00 000
35	Anjali Ammal (For Distribution)	0	0	1 00 000	0	1 00 000	0	0	1 00 000	0	1 00 000
	Sub Total	34 01 298	3 43 846	16 00 000	2 33 604	50 01 298	5 77 450	0	50 01 298	5 77 450	55 78 748
36	80 BATCH CHAIR FUND	1 00 00 000	17 88 909	0	6 03 747	1 00 00 000	23 92 656	0	1 00 00 000	23 92 656	1 23 92 656
	TOTAL	1 34 01 298	21 32 755	16 00 000	8 37 351	1 50 01 298	29 70 106	0	1 50 01 298	29 70 106	1 79 71 404

M. G.
Registrar (i/c)
NIT-Tiruchirappalli

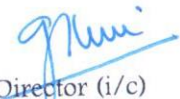
g. n.
Director (i/c)
NIT-Tiruchirappalli

National Institute of Technology, Tiruchirappalli-620 015

SCHEDULE 3: CURRENT LIABILITIES & PROVISIONS

	₹	₹
Particulars	2020-21	2019-20
A. Current Liabilities	0	0
1. Deposits from Staff	8 90 02 540	7 80 91 987
2. Deposits from Students		
3. Sundry Creditors	1 09 95 720	2 18 91 253
a) For Goods & Services	4 95 60 321	7 44 91 857
b) Others	5 29 70 565	4 97 03 375
4. Deposit-Others(including EMD, Security Deposit)		
5. Statutory Liabilities (GPF, TDS, WC Tax, CPF, GIS, NPS):		0
a) Overdue	7 48 077	5 85 517
b) Others		
6. Other Current Liabilities	10 65 02 783	10 56 94 894
a) Salaries	29 06 54 226	43 43 40 772
b) Receipts against Sponsored Projects	1 83 73 985	2 30 82 827
c) Receipts against Sponsored Fellowships & Scholarships	10 25 18 124	27 60 69 234
d) Unutilised Grants		0
e) Grants in Advance	83 149	80 925
f) Other Funds (a) TEQIP Funds	10 43 91 714	12 79 40 215
(b) CSAB 2019 Funds	6 21 95 231	2 41.70 887
g) Other Liabilities		
Total (A)	88 79 96 435	121 61 43 743
B. Provisions		
1. For Taxation	0	0
2. Gratuity	0	0
3. Superannuation/Pension	0	0
4. Accumulated Leave Encashment	0	0
6. Trade Warranties/Claims	37 63 796	0
7. Others - HEFA Loan Interest accrued	37 63 796	0
Total (B)	37 63 796	0
Total (A+B)	89 17 60 231	121 61 43 743


 Registrar (i/c)
 NIT-Tiruchirappalli



 Director (i/c)
 NIT-Tiruchirappalli

National Institute of Technology, Tiruchirappalli-620 015
SCHEDULE 3 (a): SPONSORED PROJECTS

Sl.No.	Name of the Project	Opening Balance As on 01-04-2020		Receipts/ Recoveries during the year	Total	Expenditure during the year	Closing Balance As on 31-03-2021	
		Credit	Debit				Credit *	Debit
1	2	3	4	5	6	7	8	9
1	DST, New Delhi	5 61 51 540	0	2 35 59 972	7 97 11 512	3 38 67 482	4 58 44 030	0
2	CSIR, New Delhi	38 05 107	0	2 73 717	40 78 824	5 08 058	35 70 766	0
3	UGC/AICTE, New Delhi	25 12 322	0	57 400	25 69 722	2 18 801	23 50 921	0
4	DRDO & Defence Research Laboratories	1 87 57 597	0	1 93 50 681	3 81 08 278	1 47 89 968	2 33 18 310	0
5	MHRD & MHRD (SCSP/TSP/PWD)	49 01 280	0	1 11 982	50 13 262	0	50 13 262	0
6	MHRD-GIAN	4 49 353	0	10 267	4 59 620	0	4 59 620	0
7	SERB, New Delhi	3 60 02 318	0	88 55 379	4 48 57 697	2 40 44 637	2 08 13 060	0
8	SPARC	20056606	0	4 58 244	2 05 14 850	50 29 213	1 54 85 637	0
9	TAT/MODROB Projects	57 65 761	0	0	57 65 761	0	57 65 761	0
10	a) SIEMENS COE	12 99 94 908	0	0	12 99 94 908	12 99 94 908	0	0
	b) SIEMENS COE -Service	1 32 57 051	0	0	1 32 57 051	1 32 57 051	0	0
11	Miscellaneous Projects	4 56 50 472	0	1 15 48 111	5 71 98 583	1 00 76 694	4 71 21 889	0
12	HACKATHON	62 774	0	1 434	64 208	0	64 208	0
13	L & T - CTM Funds	2 35 58 796	0	98 86 064	3 34 44 860	37 13 037	2 97 31 823	0
14	Conference Consultancy Fund	4019655	0	7 70 887	47 90 542	6 94 254	40 96 288	0
15	Research Management Fund	82 12 396	0	2 73 256	84 85 652	3 53 209	81 32 443	0
16	ECC Fund	4 81 02 460	0	3 64 48 972	8 45 51 432	3 87 52 383	4 57 99 049	0
17	ICSR Fund	14 05 076	0	37 28 285	51 33 361	0	51 33 361	0
18	Project & Consultancy Fund	1 16 75 300	0	0	1 16 75 300	0	1 16 75 300	0
19	MEITY	0	0	64 58 259	64 58 259	2 36 000	62 22 259	0
20	Funds Due in R&C/Projects Account (S.Debtors)	0	0	0	0	0	0	66 52 149
21	Accumulated income over the period in Consultancy earnings	0	0	0	0	0	1 00 56 239	0
	TOTAL	43 43 40 772	0	12 17 92 910	55 61 33 682	27 55 35 695	29 06 54 226	66 52 149
22	TEQIP Project	80 925	0	1 76 16 515	1 76 97 440	1 76 14 291	83 149	0
	TOTAL	43 44 21 697	0	13 94 09 425	57 38 31 122	29 31 49 986	29 07 37 375	66 52 149

Note for Sl.No.17: Out of ECC Fund the ICSR Fund share of Rs.37,28,285 (Rs.6,83,767/- for FY 2020-21 and Rs.30,44,518 for the FY 2013-14 to 2019-20) is shown in FY 2020-21

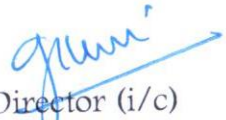

Registrar (i/c)
NIT-Tiruchirappalli


Director (i/c)
NIT-Tiruchirappalli

National Institute of Technology, Tiruchirappalli-620 015
SCHEDULE 3 (b): SPONSORED FELLOWSHIPS AND SCHOLARSHIPS

Sl. No.	Name of Sponsor	Opening Balance As on 01-04-20		Tansactions During the year		Closing Balance As On 31-03-2021	
		CR	DR	CR	DR	CR	DR
		3	4	5	6	7	8
1	University Grants Commission	0	0	0	0	0	0
2	Ministry.....	0	0	0	0	0	0
3	Others (Specify individually)						
	a) R & C Fellowships	1 89 72 132	0	65 06 831	1 32 60 007	1 22 18 956	0
	b) State scholarships	36 42 585	0	39 82 441	20 77 333	55 47 693	0
	c) QIP Fellowships	4 68 110	0	17 05 987	15 66 761	6 07 336	0
	TOTAL	2 30 82 827	0	1 21 95 259	1 69 04 101	1 83 73 985	0


 Registrar (i/c)
 NIT-Tiruchirappalli



 Director (i/c)
 NIT-Tiruchirappalli

National Institute of Technology, Tiruchirappalli-620 015

SCHEDULE 3 (c): UNUTILISED GRANTS FROM UGC, GOVERNMENT OF INDIA AND STATE GOVERNMENTS

	2020-21	2019-20
A. Capital Grants : Government of India, MHRD		
Balance B/F	6 15 20 090	5 66 84 358
Add : Receipts during the year	24 90 21 000	20 49 77 000
Total (a)	31 05 41 090	26 16 61 358
Less Refunds	0	0
Less : Utilized for Revenue Expenditure	20 80 22 966	20 01 41 268
Less : Utilized for Capital Expenditure	20 80 22 966	20 01 41 268
Total (b)	10 25 18 124	6 15 20 090
Unutilized carried forward (a-b)		
B. UGC Grants : Plan	0	0
Balance B/F	0	0
Add : Receipts during the year	0	0
Total (c)	0	0
Less Refunds	0	0
Less : Utilized for Revenue Expenditure	0	0
Less : Utilized for Capital Expenditure	0	0
Total (d)	0	0
Unutilized carried forward (c-d)		
C. Govt. of India, MHRD Grants: Revenue		
Balance B/F	21 45 49 144	58 59 50 379
Add : Receipts during the year (Grant)	145 83 55 162	182 05 42 100
Total (e)	167 29 04 306	240 64 92 479
Less : Surplus IRG 2018-19 transfer to Capital Fund	0	45 94.62 685
Less : Utilized for Revenue Expenditure	167 29 04 306	173 24 80 650
Less : Utilized for Capital Expenditure	0	0
Total (f)	167 29 04 306	219 19 43 335
Unutilized carried forward (e-f)	0	21 45 49 144
D. Plan Grants : Government of India		
Balance B/F	0	0
Add : Receipts during the year	0	0
Total (g)	0	0
Less Refunds	0	0
Less : Utilized for Revenue Expenditure	0	0
Less : Utilized for Capital Expenditure	0	0
Total (h)	0	0
Unutilized carried forward (g-h)	10 25 18 124	27 60 69 234
* GRAND TOTAL (A+B+C+D)		


 Registrar (i/c)
 NIT-Tiruchirappalli


 Director (i/c)
 NIT-Tiruchirappalli

National Institute of Technology, Tiruchirappalli-620 015

SCHEDULE 3 (c): UNUTILISED GRANTS FROM UGC, GOVERNMENT OF INDIA AND STATE GOVERNMENTS - OBJECT HEADWISE & IRG

Particulars	2020-21	2019-20
A. Capital Grants : Government of India, MHRD (OH-35)		
Balance B/F	6 15 20 090	5 66 84 358
Add : Receipts during the year	24 90 21 000	20 49 77 000
Total (a)	31 05 41 090	26 16 61 358
Less Refunds		
Less : Utilized for Revenue Expenditure	0	0
Less : Utilized for Capital Expenditure	20 80 22 966	20 01 41 268
Total (b)	20 80 22 966	20 01 41 268
Unutilized carried forward (a-b)	10 25 18 124	6 15 20 090
B. Govt. of India, MHRD Grants : Revenue (OH-36)		
Balance B/F	21 45 49 144	12 64 87 694
Add : Receipts during the year (Grant)	66 68 30 000	90 91 82 000
Total (c)	88 13 79 144	103 56 69 694
Less : Utilized for Revenue Expenditure	94 25 93 665	82 11 20 550
Less : Utilized for Capital Expenditure	0	0
Total (d)	94 25 93 665	82 11 20 550
Unutilized carried forward (c-d)	-6 12 14 521	21 45 49 144
Deficit balance adjusted in IRG 2020-21	6 12 14 521	0
Unutilized carried forward	0	21 45 49 144
C. Govt. of India, MHRD Grants: Revenue (OH-31)		
Balance B/F	0	45 94 62 685
Add : Receipts during the year (Grant)	79 15 25 162	91 13 60 100
Total (e)	79 15 25 162	137 08 22 785
Less : Surplus IRG 2018-19 transfer to Capital Fund	0	45 94 62 685
Less : Utilized for Revenue Expenditure	83 16 35 685	94 33 33 686
Less : Utilized for Capital Expenditure	0	0
Total (f)	83 16 35 685	140 27 96 371
Unutilized carried forward (e-f)	-4 01 10 523	-3 19 73 586
Deficit balance adjusted in IRG 2020-21	4 01 10 523	3 19 73 586
Unutilized carried forward		
* GRAND TOTAL (A+B+C)	4 13 03 603	27 60 69 234
D. IRG Account		
Balance B/F	0	0
Add : Receipts during the year	81 72 70 081	80 53 64 249
Total (g)	81 72 70 081	80 53 64 249
Less : Refunds		
Less : Deficit balance under OH-31 an OH-36 adjusted in IRG 2020-21	10 13 25 044	3 19 73 586
Less : Utilized for Capital Expenditure	6 93 12 138	13 69 31 273
Total (h)	17 06 37 182	16 89 04 859
Surplus IRG 2020-21	64 66 32 899	63 64 59 390

National Institute of Technology, Tiruchirappalli-620 015
SCHEDULE 4: FIXED ASSETS

Sl.No.	Assets Heads	Gross Block				Depreciation for the year 2020-21				Net Block	
		Op Balance	Additions	Deductions	Cl Balance 31-03-2021	Dep Opening Balance	Depreciation for the year	Deductions/ Adjustment	Total Depreciation	31-03-2021	31-03-2020
1	Land	47 09 795	0	0	47 09 795	0	0	0	0	47 09 795	47 09 795
2	Site Development	0	0	0	0	0	0	0	0	0	0
3	Buildings	2 51 77 70 449	11 60 82 995	0	2 63 38 53 444	40 11 37 124	6 60 89 451	0	46 72 26 575	2 16 66 26 869	2 11 66 33 325
4	Roads & Bridges	4 30 17 687	35 94 347	0	4 66 12 034	45 38 365	10 13 420	0	55 51 785	4 10 60 249	3 84 79 322
5	Tubewells & Water Supply	4 62 57 046	33 60 818	0	4 96 17 864	49 98 512	14 59 552	0	64 58 064	4 31 59 800	4 12 58 534
6	Sewerage & Drainage	6 16 30 299	1 14 16 802	0	7 30 47 101	57 11 735	27 27 312	0	84 39 047	6 46 08 054	5 59 18 564
7	Electrical Installation and Equipment	9 98 81 576	23 98 04 774	0	33 96 86 350	2 77 24 268	7 52 75 850	0	10 30 00 118	23 66 86 232	7 21 57 308
8	Plant & Machinery	3 35 37 471	6 30 28 382	0	9 65 65 853	81 76 975	1 81 54 558	0	2 63 31 533	7 02 34 320	2 53 60 496
9	Scientific & Laboratory Equipments	1 80 23 49 923	13 60 63 713	0	1 93 84 13 636	1 05 82 10 402	11 79 88 783	0	1 17 61 99 185	76 22 14 451	74 41 39 521
10	Office Equipments	7 19 39 241	21 91 001	0	7 41 30 242	5 17 81 300	37 09 319	0	5 54 90 619	1 86 39 623	2 01 57 941
11	Audio Visual Equipments	1 34 35 864	39 41 064	0	1 73 76 928	44 19 593	21 96 392	0	66 15 985	1 07 60 943	90 16 271
12	Computers & Peripherals	34 45 74 554	2 33 89 210	0	36 79 63 764	28 82 33 987	2 59 55 635	0	31 41 89 622	5 37 74 142	5 63 40 567
13	Furniture, Fixtures & Fittings	17 80 65 646	78 89 084	0	18 59 54 730	8 85 28 797	1 26 56 466	0	10 11 85 263	8 47 69 467	8 95 36 849
14	Vehicles	1 47 79 668	0	0	1 47 79 668	86 77 888	10 16 202	0	96 94 090	50 85 578	61 01 780
15	Lib.Books & Scientific Journals	5 95 20 056	50 71 645	0	6 45 91 701	3 98 80 631	49 23 147	0	4 48 03 778	1 97 87 923	1 96 39 425
16	Small Value Assets	23 387	0	0	23 387	23 387	0	0	23 387	0	0
Total (A)		5 29 14 92 662	61 58 33 835	0	5 90 73 26 497	1 99 20 42 964	33 31 66 087	0	2 32 52 09 051	3 58 21 17 446	3 29 94 49 698
17	Capital Work in Progress (B)	1 59 99 10 372	9 84 77 615	42 68 01 322	1 27 15 86 665					1 27 15 86 665	1 59 99 10 372
Sl.No.	Intangible Assets	Op Balance	Additions	Deductions	Cl Balance	Amorti. Op Balance	Amortization for the year	Deductions/ Adjustment	Total Amortization	31-03-2021	31-03-2020
18	Computer Software(Incl. SIEMENS)*	97 80 44 064	40 77 158	0	98 21 21 222	96 81 66 914	96 39 376	0	97 78 06 290	43 14 932	98 77 150
19	E-Journals	4 86 89 503	8 49 351	0	4 95 38 854	4 86 89 503	3 39 740	0	4 90 29 243	5 09 611	0
20	Patents	37 77 374	8 25 045	0	46 02 419	8 23 277	5 11 380	0	13 34 657	32 67 762	29 54 097
21	SIEMENS' IP	5 14 88 606	0	0	5 14 88 606	1 14 41 912	57 20 956	0	1 71 62 868	3 43 25 738	4 00 46 694
Total (C)		1 08 19 99 547	57 51 554	0	1 08 77 51 101	1 02 91 21 606	1 62 11 452	0	1 04 53 33 058	4 24 18 043	5 28 77 941
Grand Total (A+B+C)		7 97 34 02 581	72 00 63 004	42 68 01 322	8 26 66 64 263	3 02 11 64 570	34 93 77 539	0	3 37 05 42 109	4 89 61 22 154	4 95 22 38 011

Note: The figure in column 'Deductions' under Gross Block against head Capital Work in Progress represents the transfer from Work in Progress to Assets during the year.

The figure in column 'Additions' during the year under Gross Block against Assets 1 to 14 include transfer from Work in Progress during the year, as well as further acquisitions during the year.

* Scientific & Laboratory Equipments Depreciation includes SIEMENS Assets Depreciation for the Year of ₹68,93,648/-.


M. S.
Registrar (i/c)
NIT-Tiruchirappalli


gauri
Director (i/c)
NIT-Tiruchirappalli

National Institute of Technology, Tiruchirappalli-620 015
SCHEDULE 4(a): FIXED ASSETS - Capital Grant & IRG

SL.No.	Assets Heads	Gross Block				Depreciation for the year 2020-21				Net Block	
		Op Balance	Additions	Deductions	Cl Balance 31-03-2021	Dep Opening Balance	Depreciation for the year	Deductions/ Adjustment	Total Depreciation	31-03-2021	31-03-2020
1	Land	47 09 795	0	0	47 09 795	0	0	0	0	47 09 795	47 09 795
2	Site Development	0	0	0	0	0	0	0	0	0	0
3	Buildings	2 51 77 70 449	11 60 82 995	0	2 63 38 53 444	40 11 37 124	6 60 89 451	0	46 72 26 575	2 16 66 26 869	2 11 66 33 325
4	Roads & Bridges	4 30 17 687	35 94 347	0	4 66 12 034	45 38 365	10 13 420	0	55 51 785	4 10 60 249	3 84 79 322
5	Tubewells & Water Supply	4 62 57 046	33 60 818	0	4 96 17 864	49 98 512	14 59 552	0	64 58 064	4 31 59 800	4 12 58 534
6	Sewerage & Drainage	6 16 30 299	1 14 16 802	0	7 30 47 101	57 11 735	27 27 312	0	84 39 047	6 46 08 054	5 59 18 564
7	Electrical Installation and Equipment	9 98 09 546	23 98 04 774	0	33 96 14 320	2 77 13 462	7 52 72 248	0	10 29 85 710	23 66 28 610	7 20 96 084
8	Plant & Machinery	3 33 69 321	6 30 28 382	0	9 63 97 703	81 68 567	1 81 46 150	0	2 63 14 717	7 00 82 986	2 52 00 754
9	Scientific & Laboratory Equipments	1 70 43 78 628	13 60 63 713	0	1 84 04 42 341	1 04 10 18 452	11 01 51 079	0	1 15 11 69 531	68 92 72 810	66 33 60 176
10	Office Equipments	7 19 39 241	21 91 001	0	7 41 30 242	5 17 81 300	37 09 319	0	5 54 90 619	1 86 39 623	2 01 57 941
11	Audio Visual Equipments	1 33 40 305	39 41 064	0	1 72 81 369	43 98 092	21 89 225	0	65 87 317	1 06 94 052	89 42 213
12	Computers & Peripherals	34 41 32 563	2 33 89 210	0	36 75 21 773	28 80 10 529	2 58 67 237	0	31 38 77 766	5 36 44 007	5 61 22 034
13	Furniture, Fixtures & Fittings	17 78 77 646	78 89 084	0	18 57 66 730	8 84 72 397	1 26 42 366	0	10 11 14 763	8 46 51 967	8 94 05 249
14	Vehicles	1 47 34 008	0	0	1 47 34 008	86 64 190	10 11 636	0	96 75 826	50 58 182	60 69 818
15	Lib.Books & Scientific Journals	5 95 20 056	50 71 645	0	6 45 91 701	3 98 80 631	49 23 147	0	4 48 03 778	1 97 87 923	1 96 39 425
16	Small Value Assets	23 387	0	0	23 387	23 387	0	0	23 387	0	0
Total (A)		5 19 25 09 977	61 58 33 835		5 80 83 43 812	1 97 45 16 743	32 52 02 142	0	2 29 97 18 885	3 50 86 24 927	3 21 79 93 234
17	Capital Work in Progress (B)	1 59 99 10 372	9 84 77 615	42 68 01 322	1 27 15 86 665	0	0	0	0	1 27 15 86 665	1 59 99 10 372
SL.No.	Intangible Assets	Op Balance	Additions	Deductions	Cl Balance	Amorti. Op Balance	Amortization for the year	Deductions/ Adjustment	Total Amortization	31-03-2021	31-03-2020
18	Computer Software	13 88 26 791	40 77 158	0	14 29 03 949	12 89 49 641	96 39 376	0	13 85 89 017	43 14 932	98 77 150
19	E-Journals	4 86 89 503	8 49 351	0	4 95 38 854	4 86 89 503	339740	0	4 90 29 243	509611	0
20	Patents	37 77 374	8 25 045	0	46 02 419	8 23 277	5 11 380	0	13 34 657	32 67 762	29 54 097
21	SIEMENS' IP	5 14 88 606	0	0	5 14 88 606	1 14 41 912	57 20 956	0	1 71 62 868	3 43 25 738	4 00 46 694
Total (C)		24 27 82 274	57 51 554	0	24 85 33 828	18 99 04 333	1 62 11 452	0	20 61 15 785	4 24 18 043	5 28 77 941
Grand Total (A+B+C)		7 03 52 02 623	72 00 63 004	42 68 01 322	7 32 84 64 305	2 16 44 21 076	34 14 13 594	0	2 50 58 34 670	4 82 26 29 635	4 87 07 81 547

Note: The figure in column 'Deductions' under Gross Block against head Capital Work in Progress represents the transfer from Work in Progress to Assets during the year.
The figure in column 'Additions' during the year under Gross Block against Assets 1 to 14 include transfer from Work in Progress during the year, as well as further acquisitions during the year.

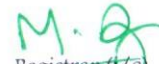

Registrar (i/c)
NIT-Tiruchirappalli



Director (i/c)
NIT-Tiruchirappalli

National Institute of Technology, Tiruchirappalli-620 015
SCHEDULE 4 (b): FIXED ASSETS-OTHERS (Sponsored Projects)

₹ ₹

Sl.No.	Assets Heads	Gross Block				Depreciation for the year 2020-21				Net Block	
		Op Balance	Additions	Deductions	Cl Balance	Dep Opening Balance	Depreciation for the year	Deductions/ Adjustment	Total Depreciation	31-03-2021	31-03-2020
1	Land	0	0	0	0	0	0	0	0	0	0
2	Site Development	0	0	0	0	0	0	0	0	0	0
3	Buildings	0	0	0	0	0	0	0	0	0	0
4	Roads & Bridges	0	0	0	0	0	0	0	0	0	0
5	Tubewells & Water Supply	0	0	0	0	0	0	0	0	0	0
6	Sewerage & Drainage	0	0	0	0	0	0	0	0	0	0
7	Electrical Installation and Equipment	72 030	0	0	72 030	10 806	3 602	0	14 408	57 622	61 224
8	Plant & Machinery	1 68 150	0	0	1 68 150	8 408	8 408	0	16 816	1 51 334	1 59 742
9	Scientific & Laboratory Equipments	9 79 71 295	0	0	9 79 71 295	1 71 91 950	78 37 704	0	2 50 29 654	7 29 41 641	8 07 79 345
10	Office Equipments	0	0	0	0	0	0	0	0	0	0
11	Audio Visual Equipments	95 559	0	0	95 559	21 501	7 167	0	28 668	66 891	74 058
12	Computers & Peripherals	4 41 991	0	0	4 41 991	2 23 458	88 398	0	3 11 856	1 30 135	2 18 533
13	Furniture, Fixtures & Fittings	1 88 000	0	0	1 88 000	56 400	14 100	0	70 500	1 17 500	1 31 600
14	Vehicles	45 660	0	0	45 660	13 698	4 566	0	18 264	27 396	31 962
15	Lib.Books & Scientific Journals	0	0	0	0	0	0	0	0	0	0
16	Small Value Assets	0	0	0	0	0	0	0	0	0	0
Total (A)		9 89 82 685	0	0	9 89 82 685	1 75 26 221	79 63 945	0	2 54 90 166	7 34 92 519	8 14 56 464
17	Capital Work in Progress (B)	0	0	0	0	0	0	0	0	0	0
Sl.No.	Intangible Assets	Op Balance	Additions	Deductions	Cl Balance	Amort. Op Balance	Amorti. for the year	Deductions/ Adjustment	Total Amortization	31-03-2021	31-03-2020
18	Computer Software (SIEMENS)	83 92 17 273	0	0	83 92 17 273	83 92 17 273	0	0	83 92 17 273	0	0
19	E-Journals	0	0	0	0	0	0	0	0	0	0
20	Patents	0	0	0	0	0	0	0	0	0	0
21	SIEMENS' IP	0	0	0	0	0	0	0	0	0	0
Total (C)		83 92 17 273	0	0	83 92 17 273	83 92 17 273	0	0	83 92 17 273	0	0
Grand Total (A+B+C)		93 81 99 958	0	0	93 81 99 958	85 67 43 494	79 63 945	0	86 47 07 439	7 34 92 519	8 14 56 464

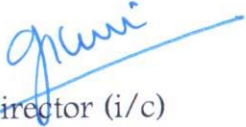

Registrar (i/c)
NIT-Tiruchirappalli


Director (i/c)
NIT-Tiruchirappalli

National Institute of Technology, Tiruchirappalli-620 015
SCHEDULE 5 : INVESTMENTS FROM EARMARKED/ENDOWMENT FUNDS

Sl. No.	Particulars	₹	
		2020-21	2019-20
1	In Central Government Securities	0	0
2	In State Government Securities	0	0
3	Other approved Securites	0	0
4	Shares	0	0
5	Debentures and Bonds	0	0
6	Term Deposits with Banks	166 92 83 847	148 47 17 281
7	Others (to be specified)	0	0
	Total	166 92 83 847	148 47 17.281


 Registrar (i/c)
 NIT-Tiruchirappalli


 Director (i/c)
 NIT-Tiruchirappalli

National Institute of Technology, Tiruchirappalli-620 015

SCHEDULE 5 (a): INVESTMENTS FROM EARMARKED/ENDOWMENT FUNDS (FUND WISE)

		₹	₹
Sl.No.	Particulars	2020-21	2019-20
1	Corpus Fund Investments	1 58 73 70 793	1 40 86 52 128
2	Staff Development Fund Investments	2 56 60 885	2 38 19 654
3	Maintenance Fund Investments	11 15 105	10 45 118
4	Depreciation Fund Investments	11 15 105	10 45 118
5	Student Welfare Fund Investments	1 67 26 547	1 56 76 748
6	ECC Fund Investments	1 69 70 511	1 58 87 218
7	AIIC Fund Investments	52 00 000	52 00 000
8	Endowment Fund Investments	1 51 24 901	1 33 91 297
Total		1 66 92 83 847	1 48 47 17 281


Registrar (i/c)

NIT-Tiruchirappalli


Director (i/c)

NIT-Tiruchirappalli

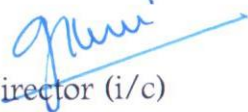
National Institute of Technology, Tiruchirappalli-620 015

SCHEDULE 6 : INVESTMENTS - OTHERS

Sl.No.	Particulars	₹	
		2020-21	2019-20
1	In Central Government Securities	0	0
2	In State Government Securities	0	0
3	Other approved Securites	0	0
4	Shares	0	0
5	Debentures and Bonds	0	0
6	Others (to be specified)	0	0
	Total	0	0


Registrar (i/c)

NIT-Tiruchirappalli


Director (i/c)

NIT-Tiruchirappalli

National Institute of Technology, Tiruchirappalli-620 015

SCHEDULE 7 : CURRENT ASSETS

	₹	₹
Particulars	2020-21	2019-20
1. Stock		
a) Stores and Spares	0	0
b) Loose Tools	0	0
c) Publications	0	0
d) Laboratory chemicals, Consumables and glass ware	0	0
e) Building Material	0	0
f) Electrical Material	0	0
g) Stationery	0	0
h) Water supply Materials	0	0
2. Sundry Debtors		
a) Debts Outstanding for a period of exceeding six months	0	0
b) Other ()	2 46 16 051	1 77 90 118
3. Cash and bank Balances (inc. Stamp on Hand)	48 512	2 80 623
Stamp on Hand :		
a) With Scheduled Banks:-		
- In Current Accounts	3 76 94 234	1 89 14 569
- In Term Deposit Accounts	175 45 38 229	157 71 44 683
- In Savings Accounts	66 34 25 423	49 55 40 739
b) With Non-Scheduled Banks:-		
- In Term Deposit Accounts	0	0
- In Savings Accounts	0	0
4. Post Office-Savings Accounts	0	0
Total	2 48 03 22 449	2 10 96 70 732


National Institute of Technology, Tiruchirappalli-620 015

SCHEDULE 7 : ANNEXURE A

₹

Head of Account	Code	Name of the Bank	A/C - No.	Amount
I. Savings Bank Account				
1. PLAN Account	A	SBI, NITT	10023882957	12 95 61 249
2. NON PLAN Account	B	SBI, NITT	10023882946	30 01 75 822
3. CANARA Bank Account	B	Theppakulam, Trichy	36127	2 30 938
4. TEQIP Account	C	SBI, NITT	10023883008	83 149
5. ECC Account	D	SBI, NITT	10023883064	5 09 32 411
6. CORPUS and Other Funds Account	F	SBI, NITT	10023883097	1 12 37 993
7. Research & Development Funds	G	SBI, NITT	10023883042	15 75 13 725
8. SCHOLARSHIPS Account	H	SBI, NITT	10023883019	55 47 693
9. Research Management Fund		SBI, NITT	33076404999	81 32 443
10. HP Account (Balance & Demand Remittance A/c)		SBI, NITT	30165680347	10 000
II. Current Account				
1. Service Tax Account		SBI, NITT	34837295014	10 14 706
2. Student Fee Account		SBI, NITT	35821815354	10 000
3. Foreign Exchange Transactions Account	HEK	SBI, NITT	10891414445	1 60 69 505
4. EIGHTY BATCH CHAIR FUND Account		SBI, NITT	36736417068	24 02 655
5. PG Fees Account		SBI, NITT	38127411825	1 00 467
6. Other Fees Account		SBI, NITT	38127412035	34 625
7. Canara Bank Escrow Principal Account		Canara Bank, Thuvakudi	3314201000215	3 65 540
8. Canara Bank Escrow Interest Account		Canara Bank, Thuvakudi	3314201000216	0
9. CSAB 2019 - 311 Account		SBI, NITT	38557109311	55 01 147
10. CSAB 2019 - 220 Account		SBI, NITT	38557109220	51 650
11. Conference Consultancy Account		SBI, NITT	38322028974	40 96 288
12. SERB Account		SBI, NITT	38861623683	52 01 938
13. AIIC Account		SBI, NITT	37836124626	11 74 008
14. ISRO-STIC Account		SBI, NITT	39350595374	16 71 706
III. Term Deposits with Schedule Banks				
1. Plan/IRG Deposits				87 15 98 623
2. Canara Bank Escrow Principal Account				2 73 00 473
3. Non-Plan Deposits				43 39 66 575
4. PG Fees Account Deposits (MOD)				26 41 76 572
5. R & C Funds				5 19 91 760
6. ECC Funds				1 00 00 000
7. CSAB 2019 Deposits				9 55 04 226
Total				2 45 56 57 886


Registrar (i/c)
NIT-Tiruchirappalli

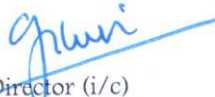

Director (i/c)
NIT-Tiruchirappalli

National Institute of Technology, Tiruchirappalli-620 015

SCHEDULE 8 : LOANS, ADVANCES & DEPOSITS

	₹	₹
Particulars	2020-21	2019-20
1. Advance to Employees (Non-Interest Bearing)		
a) Salary	0	0
b) Festival	7 200	7 200
c) LTC	23 681	0
d) Medical Advance	1 20 361	4 72 110
e) Other (to be specified)	0	0
2. Long Term Advance to Employees (Interest Bearing)		
a) Vehicles Loan	16 80 369	20 60 451
b) Home Loan	0	0
c) Other (to be specified)-Computer Loan	18 24 510	21 99 366
3. Advances and Other amount recoverable in Cash or in kind or for Value to be received:		
a) On Capital Account- Deposits with CPWD	22 32 01 271	11 99 79 283
b) To Suppliers	9 47 090	9 47 090
c) Other (to be specified)-Contingency Non-Plan : 41 79 211 and R&C : 7 00 000	48 79 211	1 23 60 061
4. Prepaid Expenses		
a) Insurance	26 78 665	28 27 490
b) Other Expenses	1 72 03 704	2 12 44 900
5. Deposits		
a) Telephone	1 03 079	53 079
b) Lease Rent	0	0
c) Electricity	1 37 82 190	1 32 65 870
d) AICTE, if applicable	0	0
f) Others (to be specified)	0	0
6. Income Accrued:		
a) On Investments from Earmarked/Endowment Funds	3 77 65 198	4 79 79 737
b) On Investment Others	3 53 31 977	2 26 22 592
c) On Loans and Advances	0	0
d) Others (includes income due unrealized) CSAB 2019 Investment	33 34 691	52 99 938
7. Other-Current Assets receivable from UGC/Sponsored Projects		
a) Debit Balances in Sponsored Projects	66 52 149	14 32 51 959
b) Debit Balances in Fellowship & Scholarship(QIP)	0	15 66 761
c) Grants Receivables	0	0
d) Other Receivables	31 54 700	78 036
8. Claims Receivables (Corpus TDS: 28 62 785 & HEFA TDS: 1 22 970)	29 85 755	28 62 785
Total	35 56 75 801	39 90 78 708


 Registrar (i/c)
 NIT-Tiruchirappalli


 Director (i/c)
 NIT-Tiruchirappalli

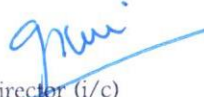
**SCHEDULES FORMING PART
OF
INCOME AND EXPENDITURE ACCOUNT**

National Institute of Technology, Tiruchirappalli-620 015

SCHEDULE 9 : ACADEMIC RECEIPTS

	₹	₹
Particulars	2020-21	2019-20
Fees from Students		
Academic		
1. Tuition Fee (including share of corpus fund - Rs.6,08,00,000)	54 33 30 687	* 52 71 01 277
2. Admission Fee	45 44 000	46 16 000
3. Enrolement Fee / Convocation Fee	95 18 800	1 14 08 100
4. Library Admission Fee	1 76 17 900	1 79 75 700
5. Laboratory Fee / Computer Fee	1 66 41 150	1 58 99 000
6. Art & Craft Fee / Sports Fee	15 32 900	84 62 900
7. Registration Fee	27 64 050	26 08 200
8. Syllabus Fee/ MBA Fee	63 95 450	67 50 000
Total (A)	60 23 44 937	59 48 21 177
Examinations		
1. Admission Test Fee	0	0
2. Annual Examination Fee	1 38 94 667	1 35 69 330
3. Mark Sheet, Certificate Fee	5 51 952	12 33 143
4. Entrance Examination Fee	0	0
Total (B)	1 44 46 619	1 48 02 473
Other Fees		
1. Identity Card Fee	0	0
2. Fine / Miscellaneous Fee	64 62 572	66 83 696
3. Medical Fee	5 66 650	5 76 450
4. Transportation Fee/Bus Fare Collection	86 425	9 64 494
5. Hostel Fee	0	0
Total (C)	71 15 647	82 24 640
Sale of Publications		
1. Sale of Admission forms	18 07 350	12 95 000
2. Sale of Syllabus and Question Paper, etc.	0	0
3. Sale of Prospectus including Admission Forms	0	0
Total (D)	18 07 350	12 95 000
Other Academic Receipts		
1. Registration fee for Workshops, Programmes	0	0
2. Registration fee (Academic Staff College)	0	0
3. Campus Development Fee (including share of Corpus Fund Rs.1,12,00000)	2 24 73 500	2 24 25 747
Total (E)	2 24 73 500	2 24 25 747
Grand Total (A+B+C+D+E)	64 81 88 053	64 15 69 037


 Registrar (i/c)
 NIT-Tiruchirappalli


 Director (i/c)
 NIT-Tiruchirappalli

National Institute of Technology, Tiruchirappalli-620 015
SCHEDULE 10 : GRANTS/ SUBSIDIES (IRREVOCABLE GRANTS RECEIVED)

Particulars	CAPITAL			Total Capital	REVENUE	2020-21	2019-20
	Govt.of India MHRD	UGC			Govt.of India MHRD		
		Capital	Specific Schemes				
Balance B/F	6 15 20 090	0	0	6 15 20 090	21 45 49 144	27 60 69 234	64 26 34 737
Add : Receipts during the year							
Grant	24 90 21 000	0	0	24 90 21 000	1 45 83 55 162	1 70 73 76 162	2 02 55 19 100
Interest Income	0	0	0	0	0	0	0
Total	31 05 41 090	0	0	31 05 41 090	1 67 29 04 306	1 98 34 45 396	2 66 81 53 837
Less : Surplus IRG 2018-19 transfer to Capital Fund	0	0	0	0	0	0	45 94 62 685
Balance	31 05 41 090	0	0	31 05 41 090	1 67 29 04 306	1 98 34 45 396	2 20 86 91 152
Less : Utilised for Capital Expenditure (A)	20 80 22 966	0	0	20 80 22 966	0	20 80 22 966	20 01 41 268
Balance	10 25 18 124	0	0	10 25 18 124	1 67 29 04 306	1 77 54 22 430	2 00 85 49 884
Less : utilised for Revenue Expenditure (B)	0	0	0	0	1 67 29 04 306	1 67 29 04 306	1 73 24 80 650
Balance C/F (C)	10 25 18 124	0	0	10 25 18 124	0	10 25 18 124	27 60 69 234

A- Appears as addition to Capital Fund as well as additions to Fixed Assets during the year.

B- Appears as income in the Income & Expenditure Account.

C. i. Appears under Current Liabilities in the Balance Sheet and will become the opening balance next year.

ii. Represented by Bank balances, Investments and Advances on the assets side.


M. G.
 Registrar (i/c)
 NIT-Tiruchirappalli


K. S.
 Director (i/c)
 NIT-Tiruchirappalli

National Institute of Technology, Tiruchirappalli-620 015

SCHEDULE 11 : INCOME FROM INVESTMENTS


Particulars	Earmarked / Endowment Funds		Other investments	
	2020-21	2019-20	2020-21	2019-20
1) Interest				
a) On Government Securities	0	0	0	0
b) Other Bonds/Debentures	0	0	0	0
2) Interest on Term Deposits	5 29 62 573	4 38 91 769	6 41 44 457	5 24 40 288
3) Income accrued but not due on Term Deposits/Interest bearing advance to employee	3 77 65 198	4 79 79 737	0	0
4) Interest on Savings Bank Accounts	1 44 937	1 85 009	0	0
5) Others (Specify)	0	0	0	0
Total	9 08 72 708	9 20 56 515	6 41 44 457	5 24 40 288
Transferred to Earmarked / Endowment Funds	9 08 72 708	9 20 56 515	0	0
Balance	0	0	0	0

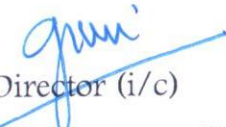

 Registrar (i/c)
 NIT-Tiruchirappalli


 Director (i/c)
 NIT-Tiruchirappalli

National Institute of Technology, Tiruchirappalli-620 015
SCHEDULE 12 : INTEREST EARNED

Particulars	2020-21	2019-20
1) On Savings Accounts with Scheduled Banks	81 38 713	1 14 25 982
2) On Loans		
a) Employee/Staff	4 84 948	10 55 795
b) Others	0	0
3) On Debtors, EB (SD) and Other Receivables	7 56 155	8 64 087
Total	93 79 816	1 33 45 864


 Registrar (i/c)
 NIT-Tiruchirappalli


 Director (i/c)
 NIT-Tiruchirappalli

National Institute of Technology, Tiruchirappalli-620 015

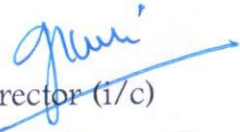
SCHEDULE 13 : OTHER INCOME

	₹	₹
Particulars	2020-21	2019-20
A. Income from Land & Building:		
1. Hostel Room Rent	2 95 39 547	4 65 09 854
2. License Fee Qtrs	64 45 580	80 55 442
3. Hire Charges of Auditorium/Play Ground/Convention Centre, Commercial Complex	20 88 443	1 49 59 209
4. Electricity charge recovered	2 55 67 042	7 72 19 459
5. Water charges recovered	17 35 308	28 40 306
Total (A)	6 53 75 920	14 95 84 270
B. Sale of Institute's Publications (B)	0	0
C. Income from Holding Events:		
1. Gross Receipts from Annual Function/Sports Carnival	0	0
Less: Direct Expenditure incurred on the Annual Function/Sports Carnival	0	0
2. Gross Receipts from Fetes	0	0
Less: Direct Expenditure incurred on the Fetes	0	0
3. Gross Receipts from Educational Tours	0	0
Less: Direct Expenditure incurred on the Tours	0	0
4. Others (to be specified and separately disclosed)	0	0
Total (C)	0	0
D. Others:		
1. Income from Consultancy	19 14 266	38 88 555
a) Honorarium to staff	0	0
2. RTI Fees	430	580
3. Income from Royalty	0	0
4. Sale of Application Form (Recruitment)	41 16 075	10 59 958
5. Misc. Receipts (Sale of Tender Form, Waste Paper etc.)	10 71 347	25 47 337
6. Profit on Sale/Disposal of Assets:-		
a) Owned Assets (under buy back purchase)	0	4 04 922
b) Assets received Free of Cost	0	0
7. Grants/Donations from Institutions,Welfare Bodies and International Organizations	0	0
8. Other (specify)		
a) Association and cultural fee	79 84 300	1 54 82 000
b) QIP Fellowship from AICTE	0	0
Total (D)	1 50 86 418	2 33 83 352
Grand Total (A+B+C+D)	8 04 62 338	17 29 67 622

National Institute of Technology, Tiruchirappalli-620 015
SCHEDULE 14 : PRIOR PERIOD INCOME

	₹	₹
Particulars	2020-21	2019-20
1. Academic Receipts	0	0
2. Income from Investments	0	0
3. Intrest earned	0	0
4. Other Income	1 50 95 417	1 42 30 438
Total	1 50 95 417	1 42 30 438

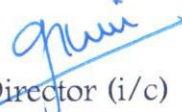

 Registrar (i/c)
 NIT-Tiruchirappalli


 Director (i/c)
 NIT-Tiruchirappalli

National Institute of Technology, Tiruchirappalli-620 015
SCHEDULE 15 : STAFF PAYMENTS & BENEFITS (Establishment Expenses)

Particulars	₹	
	2020-21	2019-20
a) Salaries and Wages	80 65 16 166	75 53 18 727
b) Allowances and Bonus	3 14 36 592	58 51 432
c) Contribution to Provident Fund/EPF	21 98 109	23 22 740
d) Contribution to Other Fund (NPS)	5 25 25 908	4 37 94 626
e) Staff Welfare Expenses	10 66 499	10 90 715
f) Retirement and Terminal Benefits	23 17 29 650	18 07 06 503
g) LTC Facility	2 55 74 992	92 03 211
h) Medical Facility	1 77 03 321	2 13 83 452
i) Children Education Allowance	9 40 000	75 00 000
j) Honorarium	38 07 283	59 06 725
k) Others (Specify) Outsources exp.	12 81 47 842	10 17 39 824
Total	1 30 16 46 362	1 13 48 17 955



 Registrar (i/c)
 NIT-Tiruchirappalli

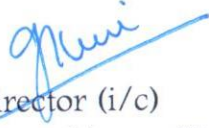

 Director (i/c)
 NIT-Tiruchirappalli

National Institute of Technology, Tiruchirappalli-620 015

SCHEDULE 16 : ACADEMIC EXPENSES

	₹	₹
Particulars	2020-21	2019-20
a) Laboratory Expenses /DOC	32 86 295	70 68 507
b) Field Work / Participation	0	0
c) Seminar / Workshop	3 23 806	27 26 005
d) Payment to Visiting Faculty	1 38 20 368	2 01 06 382
e) Examination	0	0
f) Student Welfare Expenses	76 72 246	83 83 287
g) Admission Expenses	15 40 006	12 14 683
h) Convocation Expenses	28 04 045	38 76 129
i) Publications	0	0
j) Stipend / Means-cum-Merit Scholarship	25 21 70 637	28 75 57 352
k) Subscription Expenses E-Journals	3 39 10 462	3 43 80 375
l) Others (Specify)		
a) Siemens COE Reaserch Expenses	82 85 580	82 85 580
b) Sports & Games, NCC/NSS,etc	2 35 477	33 63 754
Total	32 40 48 922	37 69 62 054


 Registrar (i/c)
 NIT-Tiruchirappalli

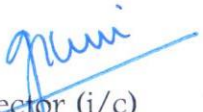

 Director (i/c)
 NIT-Tiruchirappalli

National Institute of Technology, Tiruchirappalli-620 015

SCHEDULE 17 : ADMINISTRATIVE AND GENERAL EXPENSES

	₹	₹
Particulars	2020-21	2019-20
A Infrastructure		
a) Electricity and Power	4 26 27 549	8 44 92 263
b) Water Charges	1 50 59 635	1 90 00 800
c) Insurance	28 59 869	20 68 575
d) Rent, Rates and Taxes (including Property Tax)	17 06 289	25 93 116
B Communication		
e) Postage & Telegram	2 67 511	3 64 920
f) Telephone Fax and Internet Charges	60 03 214	53 88 182
C Others		
g) Printing and Stationary	18 06 148	30 02 845
h) Travelling and Conveyance Expenses	5 217	47 03 234
i) Hospitality	9 43 254	13 93 313
j) Auditors Remuneration		95 100
k) Professional Charges	4 94 472	36 03 372
l) Advertisement and Publicity	27 77 300	21 89 772
m) Magazines & Journals	2 12 190	8 62 938
n) Others (Specify)		
Board/Finance Committee Meeting Exp.	10 50 972	60 76 618
Other Exp (NIT Transit House - 3 50 000/- + Misc. Exp. - 6 84 218/-)	20 75 064	20 65 274
Total	7 78 88 684	13 79 00 322



 Registrar (i/c)
 NIT-Tiruchirappalli


 Director (i/c)
 NIT-Tiruchirappalli

National Institute of Technology, Tiruchirappalli-620 015
SCHEDULE 18 : TRANSPORTATION EXPENSES

Particulars	₹	
	2020-21	2019-20
1. Vehicles (Owned by Institution)		
a) Running Expenses	7 32 170	16 56 009
b) Repairs & Maintenance	20 40 267	16 88 465
c) Insurance Expenses	0	4 00 526
2. Vehicles taken on Rent / Lease		
a) Rent / Lease Expenses	8 77 759	19 59 007
3. Vehicle(Taxi) hiring Expenses	0	0
Total	36 50 196	57 04 007


 Registrar (i/c)
 NIT-Tiruchirappalli



 Director (i/c)
 NIT-Tiruchirappalli

National Institute of Technology, Tiruchirappalli-620 015

SCHEDULE 19 : REPAIRS & MAINTENANCE

	₹	₹
Particulars	2020-21	2019-20
a) Buildings	2 04 79 201	3 62 20 605
b) Furniture & Fixtures	40 479	17 67 069
c) Plant & Machinery	0	54 353
d) Office Equipments	13 997	91 108
e) Computers	40 96 677	91 14 617
f) Laboratory & Scientific equipment	7 32 752	23 89 759
g) Audio Visual equipment	4 56 731	6 60 541
h) Cleaning Material & Services	0	0
i) Book Binding Charges	0	0
j) Gardening	53 41 821	76 73 318
k) Estate Maintenance	3 27 86 337	2 73 02 887
l) Others (Specify)	0	0
AMC	38 97 036	56 04 095
Total	6 78 45 031	9 08 78 352

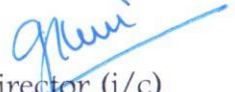

 Registrar (i/c)
 NIT-Tiruchirappalli


 Director (i/c)
 NIT-Tiruchirappalli

National Institute of Technology, Tiruchirappalli-620 015
SCHEDULE 20 : FINANCE COSTS

Particulars	₹	
	2020-21	2019-20
a) Bank Charges	6 40 893	2 85 959
b) Others (HEFA Loan Interest)	1 06 88 978	13 60 100
Total	1 13 29 871	16 46 059



Registrar (i/c)
NIT-Tiruchirappalli


Director (i/c)
NIT-Tiruchirappalli

National Institute of Technology, Tiruchirappalli-620 015
SCHEDULE 21 : OTHER EXPENSES

Particulars	₹	₹
	2020-21	2019-20
a) Provision for Bad and Doubtful Debts / Advances	0	0
b) Irrecoverable Balances Written-Off	0	0
c) Grants/Subsidies to other Institutions/Organizations	0	0
d) Others	0	0
Total	0	0


 Registrar (i/c)
 NIT-Tiruchirappalli

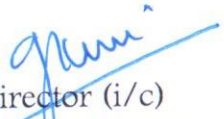

 Director (i/c)
 NIT-Tiruchirappalli

National Institute of Technology, Tiruchirappalli-620 015

SCHEDULE 22 : PRIOR PERIOD EXPENSES

Particulars	₹	
	2020-21	2019-20
1. Establishment Expenses	0	72 35 868
2. Academic Expenses	0	6 34 033
3. Administrative Expenses	0	75 78 542
4. Transportation Expenses	0	27 848
5. Repairs & Maintenance	0	10 69 196
6. Other Expenses (GST Payment)	0	0
Total	0	1 65 45 487


Registrar (i/c)
NIT-Tiruchirappalli


Director (i/c)
NIT-Tiruchirappalli

**SCHEDULES FORMING PART
OF
ACCOUNTS**

SCHEDULE: 23

SIGNIFICANT ACCOUNTING POLICIES

1. BASIS FOR PREPARATION OF ACCOUNTS

The Accounts are prepared under the Historical Cost Convention unless otherwise stated and generally on the Accrual method of accounting.

2. REVENUE RECOGNITION

- 2.1 Fees from Students (except Tuition Fees), Sale of Admission Forms/Tender Forms and Interest on Savings Bank account are accounted on cash basis. Tuition Fees collected separately for each semester is accounted on accrual basis.
- 2.2 Income from Buildings and Other Property and Interest on Investments are accounted on accrual basis.
- 2.3 Interest on interest bearing advances to staff for House Building, Purchase of Vehicles and Computers is accounted on Cash basis.
- 2.4 Interest on EB deposits with TANGEDCO is accounted on cash basis.

3. FIXED ASSETS AND DEPRECIATION

- 3.1 The Government of Tamil Nadu had provided land during 1964-65 for the formation of the Institute and the same was taken over by Government of India during 2003-04. The value fixed by State P.W.D. at its inception was ₹47.09 lakhs. The same value is exhibited in the accounts.

- 3.2 Fixed assets are stated at cost of acquisition including inward freight, duties and taxes and incidental and direct expenses related to acquisition, installation and commissioning.
- 3.3 The Completed Capital Deposit works to the value of ₹ 42.68 Crores added to Fixed assets and the depreciation provided from the year of completion of work.
- 3.4 The depreciation amounts to ₹ 34,93,77,539/- for the Year 2020-21, of which ₹ 34,24,83,891/- is exhibited under Income and Expenditure Account and ₹ 68,93,648/- charged to the SIEMENS Asset Donated in Capital Fund.
- 3.5 Fixed assets are valued at cost less accumulated depreciation. Depreciation on fixed assets is provided on Straight line method, at the following rates:

Tangible Assets:

1.	Land	0%
2.	Site Development	0%
3.	Buildings	2%
4.	Roads & Bridges	2%
5.	Tube wells & Water Supply	2%
6.	Sewerage & Drainage	2%
7.	Electrical Installation and equipment	5%
8.	Plant & Machinery	5%
9.	Scientific & Laboratory Equipment	8%
10.	Office Equipment	7.5%
11.	Audio Visual Equipment	7.5%
12.	Computers & Peripherals	20%
13.	Furniture, Fixtures & Fittings	7.5%
14.	Vehicles	10%
15.	Lib. Books & Scientific Journals	10%

Intangible Assets (Amortization):

1.	E-Journals	40%
2.	Computer Software	40%
3.	Patents and Copyrights	9 years

3.6 Depreciation is provided for the whole year on additions during the year.

3.7 Assets created out of R &D Projects are shown separately in the Fixed Asset Schedule 4B. Depreciation is charged at the rates applicable to the respective assets.

3.8 Since there is difficulty in segregating the Fixed Assets purchased out of Sponsored Project Funds from Institute Funds, as some of the Assets were purchased many years ago; the following accounting policy with respect to Fixed Assets of sponsored projects is adopted. On completion of the Project, Assets will be transferred to the Institute Account with Accumulated Depreciation. The Fixed Assets purchased out of Sponsored Project Funds till 2014-15 have been continued to be Accounted as Assets of the Institute and provided Depreciation. The Fixed Assets purchased out of Sponsored Project Funds from 2015-16 have not been Accounted in the Institute Assets and shown in Notes on Accounts.

4. STOCK:

The institute is booking expenditure on spare parts, laboratory chemicals, consumables and other stores on cash basis and when purchased and hence no closing stock for the same shown in the Balance Sheet. Franking stamp on hand alone is exhibited in schedule 7(3).

5. RETIREMENT BENEFITS

The Liability as on 31st March 2021, for Retirement Benefits were ascertained by Actuary. The details are as follows:

Particulars	Current ₹	Non-Current ₹	Total ₹
Gratuity	1,57,19,838	32,65,05,125	34,22,24,963
Leave Encashment	4,14,20,556	53,72,33,869	57,86,54,424
Pension	4,85,52,269	409,19,22,272	414,04,74,542
Total	10,56,92,663	495,56,61,266	506,13,53,929

Provision of funds for retirement benefits can be made by the Institute only after receipt of necessary grants from Ministry of Education (MoE), for this purpose. As such, provision requirement is only disclosed under Notes on Accounts, in lieu of Schedule-15A (Employees retirement and terminal benefits) of Uniform form of Accounts.

6. INVESTMENTS

All investments are carried at their cost.

7. EARMARKED/ENDOWMENT FUNDS

7.1 Corpus and other funds:

Contribution to Corpus Fund by appropriation from Income and Expenditure account is made based on the following policy guidelines framed by the Board of Governors: -

- a) 50% of DASA Tuition Fee collection
- b) Overhead charges provided in the R & D sanctions
- c) 50% of Campus Development Fee Collection

7.2 Staff Development Fund:

As per the resolution passed on the First Finance Committee 10% of collection in the Engineering Consultancy Centre has been credited to the fund.

Single Bank account is operated for these Funds. Entire amount is kept under investment and the income from investments are apportioned to the individual funds. The balance in the respective Funds is carried forward and is represented on the assets side by the balance at bank, Investments and accrued interest.

7.3 Endowment Fund:

Endowments are funds received from various donors for Prizes and Medals as specified by the donors. The income from investment of each Endowment is added to the Fund. The expenditure on Medals and Prizes is met from the interest earned on investment of the respective Endowment Funds and the balance is carried forward. The balances are represented by Investment and balance in the savings bank account. The interest from investments of the fund is accounted on cash basis.

8. GOVERNMENT GRANTS :

Government Grants are accounted on realization basis. However, where a sanction for release of grant pertaining to the financial year is received before 31st March and the grant is actually received in the next financial year, the grant is accounted on accrual basis and an equal amount is shown as Grants receivables under Schedule 8(7.c)

To the extent utilized towards capital expenditure, (on accrual basis) Government grants are transferred to the Capital Fund under Schedule 1. Government grants for meeting Revenue Expenditure (on accrual basis) are treated, to the extent utilized, as income of the year. Unutilized grants are carried forward and exhibited under Schedule 3(6.d) as a liability in the Balance Sheet.

9. INVESTMENTS OF EARMARKED FUNDS AND INTEREST INCOME ACCRUED ON SUCH INVESTMENTS:

Interest received and interest accrued and due on such investments are added to the respective funds and not treated as income of the Institution.

10. SPONSORED PROJECTS:

10.1 In respect of ongoing Sponsored Projects, the amounts/assets received from sponsors and expenditure incurred against such projects are exhibited under Schedule 3A.

10.2 Similarly Fellowships and Scholarships are exhibited under Schedule 3B.

11. INCOME TAX

11.1 The income of the Institution is exempt from Income Tax under Section 10(23c) of the Income Tax Act. No provision for tax is therefore required to be made in the accounts.

11.2 The Institute is registered under section 12AA of the Income Tax Act, 1961 vide DIN & Order No.ITBA/EXM/S/12AA/2020-21/1030087542(1) dated 25/01/2021

11.3 The Institute has obtained approval under section 80G(5)(vi) of the Income Tax Act, 1961 vide DIN & Order No.ITBA/EXM/S/80G/2020-21/1030546628(1) dated 11/02/2021.


Registrar (i/c)

NIT-Tiruchirappalli


Director (i/c)

NIT-Tiruchirappalli

SSSCHEDULE: 24

CONTINGENT LIABILITIES AND NOTES TO ACCOUNTS

A. CONTINGENT LIABILITY

- A) The details of the pending Court cases filed against the institution which were pending for decisions and the quantum of the claims that could not be ascertained is stated below:

Cases filed by	Number of cases
Faculty Members	1
Non-Teaching Staff	2
Others	29

B. NOTES TO ACCOUNTS

1. CAPITAL COMMITMENTS:

All major construction works are being executed by the CPWD, Trichy Central Division functioning in the campus on deposit work basis as per the directive of Ministry of Education(MoE), New Delhi. The deposits released to CPWD during the year 2020-21 is ₹20.17 crore (Grant:13.23 Cr, HEFA:5.70 Cr, IRG:1.24 Cr) The completed deposit works to the value of ₹ 42.68 Crores is added to the Fixed Assets in 2020-21. As on 31.03.2021.

2. FIXED ASSETS:

- 2.1 Additions in the year to Fixed Assets in Schedule 4 include Assets purchased out of Capital Grant & IRG ₹ 72,00,63,004/-.
- 2.2 In the Balance Sheet as on 31.03.2014 and the Balance Sheets of earlier years, Fixed Assets created out of Plan funds, Fixed Assets created out of Non Plan funds and other funds were not exhibited distinctly. The additions during the years from 2014-15, from Plan funds and other funds, and the depreciation on those additions respectively have been exhibited in Sub Schedule 4A and 4B.

- 2.3 Fixed assets as set out in Schedule 4 does not includes assets purchased out of Funds of TEQIP Project, a Centrally Sponsored Scheme, being implemented as a World Bank Assistant Project, held and used by the Institution.
The details of such Assets are:

Assets	Original cost as on 1.4.2020	Additions during year 2020-21	Deductions during year 2020-21	Total as on 31.3.2021
Building	1,24,61,820	-	-	1,24,61,820
Electrical Installation	3,49,973	-	-	3,49,973
Equipment & Tools	20,05,21,260	1,34,78,021	-	21,39,99,281
Computers & Peripherals	76,02,470	-	-	76,02,470
Computer Software	1,07,78,288	-	-	1,07,78,288
Furniture & Fixtures	47,96,678	-	-	47,96,678
Library Books	2,77,31,981	-	-	2,77,31,981
Total	26,42,42,470	1,34,78,021	-	27,77,20,491

- 2.4 Fixed assets in Schedule 4 does not includes assets purchased out of Funds of Sponsored Projects during the year 2020-21
The details of such Assets are:

Assets	Original cost as on 1.4.2020	Additions during year 2020-21	Deduction/ Capitalized	Total	Notional Depreciation Opening Balance	Notional Depreciation for the year 2020-21	Deduction / Acc. Depreciation	Total Notional Depreciation	Total Book value as on 31.3.2021
	₹	₹	₹	₹	₹	₹	₹	₹	₹
Equipment & Tools	966464488	20813505	-	117459993	191077794	9396799	-	28504593	99955400
Computers & Peripherals	8530891	2673035	-	11203926	4103058	2240785	-	6343843	4860083
Computer Software	2621188	720000	-	3341188	2583524	325664	-	2909188	432000
Total	107798567	24206540	-	132005107	25794376	11963249	-	37757625	94247482

2.5 **SIEMEN'S - COE Accounts** - Treatment in Institute Accounts for the Total Funds of ₹ 20,64,60,197/- released by the Institute through Ministry of Education (MoE) Grants during the year 2017-18 and 2018-19.

NITT Portion	Amount ₹	2017-2018			2018 - 2019		
		Capital	Revenue	WIP	Capital	Revenue	Current Assets & Advances
Service	24856740	-	-	24856740	-	8285580	16571160
IP (Research)	51488606	-	1716287	49772319	51488606	-	-
Software	64305981	46809354	-	-	17496627	-	-
Hardware	65808870	-	-	65808870	65808870	-	-
Total	206460197	46809354	1716287	140437929	134794103	8285580	16571160

NITT Portion	Amount ₹	2019-20			2020-21		Exhibition in Annual Accounts 2020-21
		Capital	Revenue	Current Assets & Advances	Revenue	Current Assets & Advances	
Service	24856740	-	8285580	8285580	8285580	0	Schedule 16 and 8
IP (Research)	51488606	-	-	-	-	-	Schedule 4 and 1
Software	64305981	-	-	-	-	-	
Hardware	65808870	-	-	-	-	-	
Total	206460197	-	8285580	8285580	-	-	

2.6 **Siemens grant and treatment of assets in NITT's books of accounts**

An agreement among NITT, Siemens Industry Software (India) Private Limited (SISW) and Advanced Manufacturing, Automation & Robotic Technology (AMER Tech) entered on 18.08.2017 to set up State of Art of Excellence-Center of Excellence (COE) in manufacturing technology at NITT. As per the agreement to set up COE, AMER Tech would supply an amount of ₹ 172.34/-crore in form of material (software, hardware and courseware). NITT has made payment of ₹ 20.64/- crore (Inclusive of tax) as its contribution. The Treatment of Siemens Grant in the NITT Books of Accounts is as detailed below: -

Siemens Portion	Amount ₹	2017 - 2018			2018 - 2019			Exhibition in Annual Accounts 2018 - 19
		Capital	Project	Balance	Capital	Project	Balance	
Service	39771155	-	-	39771155	-	39771155	-	Schedule 3(a) and 8
IP (Research)	758301225	-	649960116	108341109	-	108341109	-	Schedule 4 and 1
Software	839168902	839168902	-	-	-	-	-	
Hardware	86170594	-	-	86170594	86170594	-	-	
Total	1723411876	839168902	649960116	234282858	86170594	148112264	-	

3. EXPENDITURE IN FOREIGN CURRENCY:

- a. Telegraphic Transfer
- b. Foreign Drafts etc.
- c. Others.

Expenditure and Earnings are recorded at the prevailing rate on the date of the transaction based on the demands raised by State Bank of India, Heavy Electricals, Kailasapuram branch.

4. CURRENT ASSETS, LOANS, ADVANCES AND DEPOSITS

In the opinion of the Management, the current assets, Loans, Advances and Deposits have a value on realization in the ordinary course, equal at least to the aggregate amount shown in the Balance Sheet.

5. HEFA LOAN


Institute has entered into an MoU with HEFA for enhancing Centre of Dynamic Excellence, Interdisciplinary Research Centre's & Lab's, Infrastructure Projects, IT Infrastructure and Smart Class. HEFA has sanctioned ₹ 51.60 crores for Phase I, and ₹ 21.37 crores for phase II as detailed below for the FY 2019-20 & 2020-21.

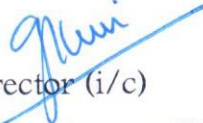
Rs.in Crores

Phase	Loan Scheme	Sanctioned Loan Amount	Released Loan Amount	Repayment of Loan Principal through IRG	Loan Balance	Interest Due up to 31.03.2021	Interest payment made through Grant as on 31.03.2021
Phase - I	Window-I*	51.60	25.02	7.74	17.28	1.21	0.83
Phase - II	Window-I*	21.37	0.00	0.00	0.00	0.00	0.00
TOTAL		72.97	25.02	7.74	17.28	1.21	0.83

* Window-I : 100% principal repayment will be paid by Institute from IRG and the Interest portion will be paid out of Grant. The HEFA loan balance of ₹ 17.28 crores as on 31.03.2021 is shown under Schedule 2: Secured Loans - HEFA Loans.

6. The details of balances in Saving Bank Accounts, Current Accounts and Fixed Deposit Accounts with Banks are enclosed as attachment 'A' to the Schedule of Current Assets Schedule 7.
7. Previous year's figures have been regrouped wherever necessary.
8. Figures in the Final accounts have been rounded off to the nearest rupee.
9. Schedules 1 to 24 are annexed to and form an integral part of the Balance Sheet at 31st March 2021 and the Income & Expenditure account for the year ended on that date.
10. As the Provident Fund Account and the New Pension Scheme Account are owned by the members of those funds and not by the Institution, these accounts were separated from Institutions' Accounts from 2014-15. A Receipts & Payments Account, an Income & Expenditure Account (on Accrual Basis) and a Balance Sheet of the Provident Fund Account as well as the New Pension Scheme for the year 2020-21 have been attached, to the Institutions' Accounts.


Registrar (i/c)
NIT-Tiruchirappalli


Director (i/c)
NIT-Tiruchirappalli

RECEIPTS AND PAYMENT ACCOUNT

National Institute of Technology, Tiruchirappalli-620 015
Receipts and Payments Accounts for the Period/Year Ended on 31-03-2021

Receipts	2020-21	Payments	2020-21
I. Opening Balance	0	I. Expenses	1 17 99 04 996
a) Cash Balance		a) Establishment Expenses	29 29 42 048
b) Bank Balance		b) Academic Expenses	7 30 03 531
i. In current accounts	1 89 14 569	c) Administrative Expenses	36 43 928
ii. Savings accounts	49 55 40 739	d) Transportation Expenses	6 17 96 502
iii. In Deposit accounts	0	e) Repairs & Maintenance	0
II. Grants Received		f) Prior Period Expenses	75 66 075
a) From Govt of India	1 70 73 76 162	g) Finance cost	0
Grant receivable received	0	II. Payments Against Earmarked/Endowment Funds	13 86 66 529
b) From State Government	0	III. Payments Against Sponsored Projects/Schemes	
c) From other Sources	0	Fixed Assets(R & C): 2 42 06 540, Revenue Exp: 9 68 45 698	
III. Academic Receipts	62 88 09 726	Fixed Assets(Teqip): 1 34 78 021, Revenue Exp.: 41 36 270	20 77 333
IV. Receipts Against Earmarked/Endowment Funds	39 82 441	IV. Payment against Sponsored Fellowships/Scholarships	
V. Receipts Against Sponsored Projects/Schemes	11 37 35 892	V. Investments and Deposits made	1 29 29 18 690
Sponsored Project : 9 61 19 377		a) Out of Earmarked/Endowments Funds	0
TEQIP : 1 76 16 515		b) Out of own funds (others)	2 25 01 69 018
VI. Receipts against Sponsored Fellowships/Scholarships	0	VI. Term Deposits with Scheduled Banks	
VII. Income Investments From		VII. Expenditure on fixed Assets and capital works-in Progress	18 63 92 708
a) Earmarked/Endowment funds	18 33 604	a) Fixed Assets	20 16 99 603
b) Other Investments	4 43 76 864	b) Capital Works-in Progress	0
VIII. Interest Received on		VIII. Other Payments including statutory payments	0
a) Bank Deposits/EB Deposit	10 00 93 905	IX. Refunds of Grants	0
b) Loans and Advances	0	X. Deposits and Advances	1 54 55 85 904
c) Savings Bank Accounts	79 93 639	XI. Other Payments.- Sundry Creditors	18 98 94 169
IX. Investments encashed	1 11 00 85 728	XII. Closing Balances	0
X. Term Deposits with Scheduled Banks encashed	2 08 90 19 186	a) Cash in hand	
XI. Other Income(inc.Prior period income)	9 08 95 965	b) Bank Balances	
XII. Deposits and advances	1 52 32 31 701	in Current Accounts	3 29 77 530
XIII. Miscellaneous Receipts including Sundry Debtors	1 72 14 184	in Savings Accounts	66 51 26 544
XIV. Any Other Receipts		in Deposit Accounts	0
HEFA Loan	17 12 60 803		
Total	8 12 43 65 108	Total	8 12 43 65 108

M. G.
Registrar (i/c)
NIT-Tiruchirappalli


Director (i/c)
NIT-Tiruchirappalli

GPF AND NPS ACCOUNTS

National Institute of Technology, Tiruchirappalli-620 015
Provident Fund Account Balance Sheet as at March 31, 2021

	₹	₹		₹	₹
Liabilities	2020-21	2019-20	Assets	2020-21	2019-20
GPF					
Opening Balance	22 65 04 061	20 70 63 040	Investment	24 93 29 134	23 43 84 831
Less: Subscription for March 2020	41 87 034	40 69 251	Int. accrued as on 31-03-21	58 51 602	69 14 048
Add: Subscriptions in the year	4 86 01 070	5 16 08 750	Subscription Due in the Year	0	3 580
Add: Subscriptions for March 2021	38 72 265	41 87 034	Subscription Due for March, 2021	0	0
Add: Interest Credited	1 58 14 127	1 60 33 509	GPF	38 72 265	41 87 034
Less: Advance / Withdrawal	5 33 17 333	4 83 19 021	CPF	0	0
Closing Balance	23 72 87 156	22 65 04 061	UC due to CPF	0	0
			NPS-II	0	0
CPF			Tax Recovered from interest on investments	0	0
Opening Balance	0	0	Pending refund from income Tax Department	0	0
Less: Subscription for March 2020	0	0			
Add: Subscriptions in the year	0	0	Cash at Bank		
Add: Subscriptions for March 2021	0	0	SBI, Branch-1	55 83 517	93 67 058
Add: Interest Credited	0	0	Other Bank	0	0
Less: Advance / Withdrawal	0	0			
Closing Balance	0	0			
University Contribution(CPF)					
Opening Balance	0	0			
Less: Subscription for March 2020	0	0			
Add: Subscriptions in the year	0	0			
Add: Subscriptions for March 2021	0	0			
Add: Interest Credited	0	0			
Less: Advance / Withdrawal	0	0			
Closing Balance	0	0			
NPS Tier-II Account					
Opening Balance	0	0			
Less: Subscription for March 2020	0	0			
Add: Subscriptions in the year	0	0			
Add: Subscriptions for March 2021	0	0			
Add: Interest Credited	0	0			
Less: Advance / Withdrawal	0	0			
Closing Balance	0	0			
Interest Reserve					
Opening Balance	2 83 52 490	2 80 24 022			
Add: Excess of income over Expenditure	- 10 03 128	3 28 468			
Closing Balance	2 73 49 362	2 83 52 490			
Total	26 46 36 518	25 48 56 551	Total	26 46 36 518	25 48 56 551


 Registrar (i/c)
 NIT-Tiruchirappalli

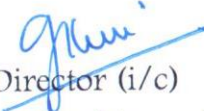

 Director (i/c)
 NIT-Tiruchirappalli

National Institute of Technology, Tiruchirappalli-620 015

Provident Fund Account Income and Expenditure Account for the year ended on March 31, 2021

	₹	₹		₹	₹
Expenditure	2020-21	2019-20	Income	2020-21	2019-20
Interest Credited to:			Interest earned on Investment	1 58 73 445	1 55 39 730
GPF Account	1 58 14 127	1 60 33 509	Add: Interest Accrued on March21	58 51 602	69 14 048
CPF Account	0	0	Add: Tax recovered on interest- Refund to be obtained	0	0
University Contribution(CPF)	0	0	Less: Interest accrued for March20	69 14 048	60 91 801
NPS Tier-II Account	0	0	Excess of Expenditure over Income	10 03 128	0
Excess of Income over Expenditure	0	3 28 468			
Total	1 58 14 127	1 63 61 977	Total	1 58 14 127	1 63 61 977


 Registrar (i/c)
 NIT-Tiruchirappalli

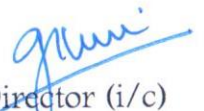

 Director (i/c)
 NIT-Tiruchirappalli

National Institute of Technology, Tiruchirappalli- 620015

Provident Fund Account Receipts and Payments Accounts for the Financial Year 2020-21

	₹		₹
Receipts	2020-21	Payments	2020-21
Opening Balance as on 01-04-2020		GPF Adv./Withdrawal	5 33 17 333
SBI, Branch - I	93 67 058	CPF Adv./Withdrawal	0
SBI, Branch - II	0	NPS Tier-II	0
Bank	0	University Contribution Withdrawal	0
GPF Subscription	4 86 04 650	Investment during the year	20 49 94 839
CPF Subscription	0		
CPF University Contribution	0		
NPS Tier-II Account	0	Closing Balance as on 31-03-2021	
Investment Encashed	19 00 50 536	SBI, Branch-I	55 83 517
Interest Received	1 58 73 445	Bank	0
Total	26 38 95 689	Total	26 38 95 689



 Registrar (i/c)
 NIT-Tiruchirappalli



 Director (i/c)
 NIT-Tiruchirappalli

National Institute of Technology, Tiruchirappalli-620 015

NPS Tier-I Account Balance Sheet as at March 31, 2021

	₹	₹		₹	₹
Liabilities	2020-21	2019-20	Assets	2020-21	2019-20
NPS Tier-I Account			NPS Tier-I Account		
Opening Balance	69 81 446	51 15 297	Subscription and contribution due for 31-03-21	33 03 839	64 46 155
Less: Subscription for 31-03-20	64 46 155	46 83 382	Investment	0	0
Add: Subscriptions U Contribution	8 94 30 016	7 41 76 882	Interest Accrued but not due	0	0
Add: Interest Credited	0	0	Balance at Bank	28 60 500	22 69 310
Less: Transferred to NSDL	8 89 62 104	7 40 73 506			
Add: Subscription UC for 31-03-21	33 03 839	64 46 155			
Closing Balance	43 07 042	69 81 446			
Excess of income over Expenditure	0	0			
Balance As on 01-04-2020	17 34 019	16 27 427			
Add: During the Year	1 23 278	1 06 592			
Less: Excess of Expenditure over Income	0	0			
Total	61 64 339	87 15 465	Total	61 64 339	87 15 465


 Registrar (i/c)
 NIT-Tiruchirappalli



 Director (i/c)
 NIT-Tiruchirappalli

National Institute of Technology, Tiruchirappalli-620 015

NPS Tier- I Account Income and Expenditure Account for the Financial year 2020-21

	₹	₹		₹	₹
Expenditure	2020-21	2019-20	Income	2020-21	2019-20
Interest Credited to:			Interest earned on Investment/Savings Bank	1 23 278	1 06 592
Subscribers' Accounts	0	0	Less: Interest accrued for 31-03-20	0	0
Bank Charges	0	0	Interest accrued but not due	0	0
Excess of Income over Expenditure	1 23 278	1 06 592	Excess of Expenditure over Income	0	0
Total	1 23 278	1 06 592	Total	1 23 278	1 06 592

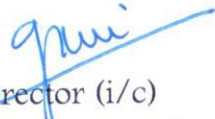

 Registrar (i/c)
 NIT-Tiruchirappalli


 Director (i/c)
 NIT-Tiruchirappalli

National Institute of Technology, Tiruchirappalli-620 015
NPS Tier- I Account Receipts and Payments Accounts for the Financial Year 2020-21

	₹		₹
Receipts	2020-21	Payments	2020-21
Opening Balance as on 01-04-20		Investment	0
NPS Tier - I Account	22 69 310	Withdrawal/Refund to NSDL	8 89 62 104
Own Subscription	3 74 12 232		
University Contribution	5 20 17 784		
Interest Received on Investment	0		
Interest on Savings bank Account	1 23 278		
Investment Encashed	0	Closing Balance as on 31-03-21	28 60 500
Total	9 18 22 604	Total	9 18 22 604


 Registrar (i/c)
 NIT-Tiruchirappalli


 Director (i/c)
 NIT-Tiruchirappalli