

NATIONAL INSTITUTE OF TECHNOLOGY

TIRUCHIRAPPALLI – 620 015, TAMILNADU



ANNUAL ACCOUNTS

FY 2023~24 (Revised)

# NATIONAL INSTITUTE OF TECHNOLOGY

TIRUCHIRAPPALLI – 620 015

## ANNUAL STATEMENT OF ACCOUNTS FY 2023-24

Contents	Page
Balance Sheet as at 31 <sup>st</sup> March, 2024	1
Income and Expenditure Account	2
Schedules	3 - 34
Notes on Accounts	35 - 45
Receipts and Payments Account	46
GPF and NPS	47-52



# National Institute of Technology, Tiruchirappalli-620 015

Balance Sheet as at 31-03-2024

		₹	₹
Sources of Funds:	Schedule No.	2023-24	2022-23
Capital Fund	1	206 41 95 739	191 40 94 325
Designated/Earmarked/Endowment Funds	2	251 85 01 682	225 76 09 384
Secured Loans - HEFA Loan	2(HEFA)	52 94 45 825	24 79 06 714
Current Liabilities & Provisions *	3	716 05 45 421	641 85 29 323
<b>TOTAL</b>		<b>1227 26 88 667</b>	<b>1083 81 39 747</b>
Application of Funds	Schedule No.	2023-24	2022-23
<b>Fixed Assets</b>	<b>4</b>		
Tangible Assets		401 61 79 145	395 04 79 652
Intangible Assets		4 95 11 788	3 73 94 320
Capital Works-in-progress		148 18 02 192	109 34 91 277
<b>Investments From Earmarked/Endowment Funds</b>	<b>5</b>		
Long Term		231 32 99 071	204 59 15 532
Short Term		2 01 51 296	2 01 01 297
<b>Investments - Others</b>	<b>6</b>	<b>0</b>	<b>0</b>
<b>Current Assets</b>	<b>7</b>	<b>381 62 82 257</b>	<b>303 56 64 544</b>
<b>Loans,Advances &amp; Deposits</b>	<b>8</b>	<b>57 54 62 918</b>	<b>65 50 93 125</b>
<b>TOTAL</b>		<b>1227 26 88 667</b>	<b>1083 81 39 747</b>

**Note:** \* Rs.567.76 Crore - Provision for liability towards Retirement Benefits as per Actuarial Valuation has been created in FY 2021-22 and exhibited in Schedule-3 by debiting the Income & Expenditure Account Scheulde-15A. Till FY 2020-21 such provision required was being disclosed under Notes on Accounts only. As on 31.03.2024 the Provision for liability towards Retirement Benefit as per Actuarial Valuation Rs.629.83 Crore is provided.

**Significant Accounting Policies**

23

**Contingent Liabilities and Notes to Accounts**

24

Dy.Registrar(F&A)

06/09/24  
Registrar (i/c)



Director



**National Institute of Technology, Tiruchirappalli-620 015**  
**Income and Expenditure Account for the Period/Year Ended 31-03-2024**

		₹	₹
Particulars	Schedule No.	2023-24	2022-23
<b>INCOME</b>			
Academic Receipts	9	67 33 76 739	72 57 97 929
Grants/Subsidies	10	233 57 61 722	201 90 61 844
Income From Investments	11	19 34 80 054	10 28 43 929
Interest Earned	12	62 99 187	36 18 755
Other Income	13	24 64 54 423	20 81 27 959
Prior Period Income	14	19 46 665	39 97 033
<b>TOTAL-(A)</b>		<b>345 73 18 790</b>	<b>306 34 47 449</b>
<b>EXPENDITURE</b>			
Staff Payments & Benefits (Establishment Expenses)	15	163 10 39 518	152 04 17 750
(+) Increase/(-)Decrease in Provision for Retirement & Terminal Benefits*	15A	71 14 25 322	-9 66 67 509
Academic Expenses	16	42 53 52 299	38 86 66 106
Administrative and General Expenses	17	24 37 14 764	14 28 22 621
Transportation Expenses	18	20 18 521	29 68 247
Repairs & Maintenance	19	8 68 09 694	10 16 58 209
Finance Costs	20	1 62 89 673	1 88 18 447
Depreciation	4	30 62 66 842	28 60 21 786
Other Expenses	21	0	0
Prior Period Expenses	22	0	16 10 272
<b>TOTAL-(B)</b>		<b>342 29 16 632</b>	<b>236 63 15 929</b>
Balance Being Excess of Income over Expenditure (A-B)		3 44 02 158	69 71 31 520
CPWD Deposit for Capital Expenditure		60 00 000	64 10 200
Repayment of HEFA Loan availed for Capital Expenditure		7 29 70 000	7 29 70 000
Capital Expenditure from IRG		5 91 94 773	2 69 42 172
Others (Transfer to Corpus Fund 8 87 00 000 + 1 24 00 000)		10 11 00 000	8 93 00 000
Balance Being Surplus/Deficit Carried to Capital Fund		<b>-20 48 62 615</b>	<b>50 15 09 148</b>

Note: \* Rs.567.76 Crore - Provision for liability towards Retirement Benefits as per Actuarial Valuation has been created in FY 2021-22 and exhibited in Schedule-3 by debiting the Income & Expenditure Account Schedule-15A. Till FY 2020-21 such provision required was being disclosed under Notes on Accounts only. As on 31.03.2024 the Provision for liability towards Retirement Benefit as per Actuarial Valuation Rs.629.83 Crore is provided.

Significant Accounting Policies

23

Contingent Liabilities and Notes to Accounts

24

Dy.Registrar (F&A)

Registrar (i/c)

Director



**SCHEDULES FORMING PART  
OF  
BALANCE SHEET**





# National Institute of Technology, Tiruchirappalli-620 015

## SCHEDULE 1: CAPITAL FUND

		₹	₹
	Particulars	2023-24	2022-23
	Balance as at the Beginning of the Year	191 40 94 325	109 91 52 237
Add:	Contribution towards Capital Fund	0	0
Add:	Grant from UGC, Govt of India and State Government to the extent utilized for capital expenditure	22 36 92 903	21 40 04 216
Add:	Assets Purchased out of IRG	5 91 94 773	2 69 42 172
Add:	Capital Expenditure out of IRG+HEFA Loan repayment from IRG	7 89 70 000	7 93 80 200
Add:	Assets Purchased out of Earmarked Funds	0	0
Add:	Assets Purchased out of Sponsored Projects, Where ownership vests in the institution	0	0
Add:	Assets Donated/Gifts Received	0	0
Add:	Other Additions	0	0
Add:	Transfer from Surplus IRG	0	0
Add:	Excess of Income over expenditure transferred from the income & Expenditure Account	0	50 15 09 148
	<b>Total</b>	<b>227 59 52 001</b>	<b>192 09 87 973</b>
Deduct:	Deficit transferred from the Income & Expenditure Account	-20 48 62 615	0
Deduct:	Depreciation on Assets Donated/Gifts Received (Siemens COE)	- 68 93 648	- 68 93 648
	Balance at the Year End	206 41 95 739	191 40 94 325

Dy.Registrar (F&A)

Registrar (i/c)

Director  
09/9/24





**National Institute of Technology, Tiruchirappalli-620 015**

**SCHEDULE 2: DESIGNATED/EARMARKED/ENDOWMENT FUNDS**

Particulars	Fund wise Breakup										Total	
	Corpus Fund	Staff Development Fund	Maintenance Fund	Depreciation Fund	Student Welfare Fund	Research Park Fund (Newly created in 2022-23)	Endowment	AIC Fund	R&C Funds		2023-24	2022-23
									ICSR	RMF		
<b>A.</b>												
a) Opening Balance	212 92 88 411	3 02 13 977	12 64 192	12 64 192	1 89 62 866	3 12 41 521	1 89 54 076	62 13 205	70 98 186	1 31 08 759	225 76 09 384	201 94 80 432
b) Additions during the year	11 48 68 972	2 91 873	0	0	0	0	50 000	20 100	9 47 559	36 08 993	11 97 87 497	10 06 36 470
c) Income from investments made out of the funds	4 56 93 630	6 48 379	27 129	27 129	4 06 935	6 70 430	9 33 177	3 64 372	0	0	4 87 71 181	99 05 622
d) Accrued Interest on Investments/Advances	9 06 14 088	12 85 787	53 799	53 799	8 06 985	13 29 515	0	0	0	0	9 41 43 973	9 61 83 372
e) Interest on Savings Bank Account	1 96 917	1 552	65	65	974	0	0	0	0	0	1 99 573	1 13 664
f) Other Additions	0	0	0	0	0	0	0	0	0	0	0	0
Transfer from ECC Fund	0	0	0	0	0	0	0	0	0	0	0	1 95 66 221
Transfer from Sch-3(a)	0	0	0	0	0	0	0	0	0	0	0	3 18 82 244
<b>Total - (A)</b>	<b>238 06 62 017</b>	<b>3 24 41 568</b>	<b>13 45 185</b>	<b>13 45 185</b>	<b>2 01 77 760</b>	<b>3 32 41 466</b>	<b>1 99 37 253</b>	<b>65 97 677</b>	<b>80 45 745</b>	<b>1 67 17 751</b>	<b>252 05 11 607</b>	<b>227 77 68 025</b>
<b>B.</b>												
Utilisation/Expenditure towards objectives of Funds:												
i) Capital Expenditure	0	0	0	0	0	0	0	0	0	0	0	0
ii) Revenue Expenditure	0	0	0	0	0	0	3 57 080	2 67 554	0	13 85 291	20 09 925	5 92 420
Transferred to Research Park Fund	0	0	0	0	0	0	0	0	0	0	0	1 95 66 221
<b>Total - (B)</b>	<b>0</b>	<b>0</b>	<b>0</b>	<b>0</b>	<b>0</b>	<b>0</b>	<b>3 57 080</b>	<b>2 67 554</b>	<b>0</b>	<b>13 85 291</b>	<b>20 09 925</b>	<b>2 01 58 641</b>
<b>Closing balance at the year end (A-B)</b>	<b>238 06 62 017</b>	<b>3 24 41 568</b>	<b>13 45 185</b>	<b>13 45 185</b>	<b>2 01 77 760</b>	<b>3 32 41 466</b>	<b>1 95 80 173</b>	<b>63 30 123</b>	<b>80 45 745</b>	<b>1 53 32 461</b>	<b>251 85 01 682</b>	<b>225 76 09 384</b>
<b>Represented by</b>												
Cash and Bank Balances *	1 05 963	0	0	0	0	0	46 28 877	11 30 123	80 45 745	1 25 21 931	2 64 32 638	4 13 98 871
Investments	222 78 44 474	3 11 55 781	12 91 386	12 91 386	1 93 70 775	3 23 45 269	1 49 51 296	52 00 000	0	0	233 34 50 367	206 60 16 829
Interest accrued but not due	13 87 07 315	12 85 787	53 799	53 799	8 06 985	8 96 197	0	0	0	0	14 18 03 882	14 38 43 281
TDS Receivable	28 62 149	0	0	0	0	0	0	0	0	0	28 62 149	28 62 149
Receivable from TEQUIP Account	0	0	0	0	0	0	0	0	0	0	0	0
Receivable (R & C Overhed)	1 11 42 116	0	0	0	0	0	0	0	0	27 85 530	1 39 27 646	34 88 254
Receivable - Advance(RMF)	0	0	0	0	0	0	0	0	0	25 000	25 000	0
<b>Total</b>	<b>238 06 62 017</b>	<b>3 24 41 568</b>	<b>13 45 185</b>	<b>13 45 185</b>	<b>2 01 77 760</b>	<b>3 32 41 466</b>	<b>1 95 80 173</b>	<b>63 30 123</b>	<b>80 45 745</b>	<b>1 53 32 461</b>	<b>251 85 01 682</b>	<b>225 76 09 384</b>

\* The Bank balances of Research Park Fund and Endowment Fund are represented by Non-Plan Account bank balance.

Note: Based on BoG resolution No 54/FC/2023/14, "Research Park Fund" is created by transferring the fund balances of "ECC Fund" from Sch-2 and "Project & Consultancy Fund from Sch-3(a) in 2022-23

*(Signature)*  
Dy. Registrar (F&A)

*(Signature)*  
Registrar (i/c)



*(Signature)*  
Director



## National Institute of Technology, Tiruchirappalli-620 015

### SCHEDULE 2(HEFA) : SECURED LOANS - HEFA LOAN

	₹	₹
Particulars	2023-24	2022-23
<b>A. HEFA Loan</b>		
a) Opening Balance	24 79 06 714	25 73 60 416
b) Additions during the year	35 45 09 111	6 35 16 298
<b>TOTAL (A)</b>	<b>60 24 15 825</b>	<b>32 08 76 714</b>
<b>B. Repayment during the Year</b>	<b>7 29 70 000</b>	<b>7 29 70 000</b>
<b>Closing balance at the year end (A-B)</b>	<b>52 94 45 825</b>	<b>24 79 06 714</b>

Since the Interest portion on HEFA loan is paid out of GoI Grant received under OH-31, Interest paid/payable is treated as Interest Expenses and the GoI Grant received towards HEFA Loan Interest is treated as Income

Note: Against the Sanctioned Loan of Rs.51.60 Crore in Phase-1, Rs.21.37 Crore in Phase-2 & Rs.76.69 Crore in Phase-3, Detail of Loan Availed, Repaid etc are:

Phase	Financial Year	HEFA Loan availed for Construction work	HEFA Loan availed for Equipment Purchase	Total HEFA Loan Availed for Construction + Equipment	Repayment of HEFA Loan from IRG	Cumulative HEFA Loan Balance	HEFA Loan Interest Paid out of Grant-in-Aid during the year	Interest accrued but not paid as on 31st March
		1	2	3(1+2)	4	5(3-4)	6	
Phase-1	Upto 2022-23	16 30 00 000	17 25 61 714	33 55 61 714	18 06 00 000	15 49 61 714	3 65 90 115	
Phase-1	during 2023-24	0	45 09 111	45 09 111	5 16 00 000	10 78 70 825	91 68 008	
	<b>Phase-1 Total</b>	<b>16 30 00 000</b>	<b>17 70 70 825</b>	<b>34 00 70 825</b>	<b>23 22 00 000</b>	<b>10 78 70 825</b>	<b>4 57 58 123</b>	<b>17 88 630</b>
Phase-2	Upto 2022-23	12 50 00 000	0	12 50 00 000	3 20 55 000	9 29 45 000	48 03 216	
Phase-2	during 2023-24	0	0	0	2 13 70 000	7 15 75 000	50 45 278	
	<b>Phase-2 Total</b>	<b>12 50 00 000</b>	<b>0</b>	<b>12 50 00 000</b>	<b>5 34 25 000</b>	<b>7 15 75 000</b>	<b>98 48 494</b>	<b>9 99 514</b>
Phase-3	Upto 2022-23	0	0	0	0	0	0	
Phase-3	during 2023-24	35 00 00 000	0	35 00 00 000	0	35 00 00 000	5 48 436	
	<b>Phase-3 Total</b>	<b>35 00 00 000</b>	<b>0</b>	<b>35 00 00 000</b>	<b>0</b>	<b>35 00 00 000</b>	<b>5 48 436</b>	<b>29 70 266</b>
<b>All Phases (1+2+3)</b>	<b>Upto 2022-23</b>	<b>28 80 00 000</b>	<b>17 25 61 714</b>	<b>46 05 61 714</b>	<b>21 26 55 000</b>		<b>4 13 93 331</b>	
<b>All Phases (1+2+3)</b>	<b>during 2023-24</b>	<b>35 00 00 000</b>	<b>45 09 111</b>	<b>35 45 09 111</b>	<b>7 29 70 000</b>		<b>1 47 61 722</b>	
	<b>Phase-1+2+3 Total</b>	<b>63 80 00 000</b>	<b>17 70 70 825</b>	<b>81 50 70 825</b>	<b>28 56 25 000</b>	<b>52 94 45 825</b>	<b>5 61 55 053</b>	<b>57 58 410</b>

Dy.Registrar(F&A)

Registrar (i/c)



Director





## National Institute of Technology, Tiruchirappalli-620 015

## SCHEDULE : 2 (a) ENDOWMENT FUNDS

₹

₹

Sl.No.	Name of the Endowment	Opening Balance on 01-04-2023 As		Additions during the years		Total		Expenditure on the object during the year	Closing Balance As on 31-03-2024		Total
		Endowment	Accumulated Interest	Endowment	Interest	Endowment	Accumulated Interest		Endowment	Accumulated Interest	
1	2	3	4	5	6	7 (3+5)	8 (4+6)	9	10	11	12 (10+11)
1	Dr. Sargurudas Memorial Fund	500	59	0	33	500	92.15	0	500	92	592
2	Kharche Associated Fund	10 000	1 175	0	663	10 000	1,838.43	520	10 000	1 318	11 318
3	Chetterjee Memorial Fund	10 000	1 831	0	663	10 000	2,494.43	0	10 000	2 494	12 494
4	Reunion Fund	44 065	30 584	0	2 921	44 065	33,504.92	0	44 065	33 505	77 570
5	Rajalaxmi Trust Fund	3 000	352	0	199	3 000	550.88	0	3 000	551	3 551
6	Balakumaran Memorial Fund	10 000	667	0	663	10 000	1,329.93	520	10 000	810	10 810
7	Janardhan Iyengar & Seethamma Fund	20 000	1 845	0	1 326	20 000	3,170.85	1 040	20 000	2 131	22 131
8	Prof. S. Muthukaruppan Fund	10 000	667	0	663	10 000	1,329.93	520	10 000	810	10 810
9	Prof. S.H.Ibrahim Endowment Fund	25 000	393	0	1 657	25 000	2,049.81	1 300	25 000	750	25 750
10	Prof.M.Sitaraman Endowment Fund	25 000	2 431	0	1 657	25 000	4,087.81	0	25 000	4 088	29 088
11	Prof.Thirumalai Arasan Mem Fund	25 000	1 666	0	1 657	25 000	3,323.31	1 300	25 000	2 023	27 023
12	Dr. M. Shanmugam Fund	1 25 000	6 392	0	8 285	1 25 000	14,676.57	0	1 25 000	14 677	1 39 677
13	Dr. M. Shanmugam Fund	2 00 000	15 061	0	13 256	2 00 000	28,317.00	20 794	2 00 000	7 523	2 07 523
14	Dr. M. Shanmugam Fund	75 000	3 835	0	4 971	75 000	8,806.00	0	75 000	8 806	83 806
15	Avinash Memorial Endowment Fund	2 00 000	13 337	0	13 256	2 00 000	26,593.00	10 396	2 00 000	16 197	2 16 197
16	Neela Balasubramanian Memorial Award (Dr.B.Sekar)	1 25 000	8 336	0	8 285	1 25 000	16,621.00	6 498	1 25 000	10 123	1 35 123
17	Karthik Memorial Fund(Dr.G.Swaminathan)	50 000	3 335	0	3 314	50 000	6,649.00	2 599	50 000	4 050	54 050
18	Vijayalakshmi Kannan Memorial Fund	15 000	1 000	0	994	15 000	1,994.00	780	15 000	1 214	16 214
19	Dr.Duraisamy Memorial Fund (Dr.TSRajan)	50 000	2 409	0	3 314	50 000	5,723.00	2 409	50 000	3 314	53 314
20	RECAL NITT Fund (Ramesh Swaminathan Memorial Fund)	68 823	40 408	0	4 362	68 823	44,970.00	0	68 823	44 970	1 13 793
21	Ruby & Topaz 84 Batch Endowment Fund	9 52 909	3 48 092	0	63 160	9 52 909	4,11,252.00	30 000	9 52 909	3 81 252	13 34 161
22	Subash Chandrabose Memorial Award	75 000	3 395	0	4 971	75 000	8,366.00	3 395	75 000	4 971	79 971
23	Dr.P.S.Manisundaram Endowment Fund	50 000	0	0	3 314	50 000	3,314.00	2 599	50 000	715	50 715
24	Dr.P.S.Manisundaram Endowment Fund	25 000	0	0	1 657	25 000	1,657.00	1 300	25 000	357	25 357
25	Oisik Adak Memorial Award(Pragyan)	40 000	4 706	0	2 651	40 000	7,357.00	0	40 000	7 357	47 357
26	Oisik Adak Memorial Award(Pragyan)	50 001	5 882	0	3 314	50 001	9,196.00	0	50 001	9 196	59 197
27	Oisik Adak Memorial Award(Pragyan)	2 00 000	20 173	0	13 256	2 00 000	33,429.00	15 075	2 00 000	18 354	2 18 354
28	Dr.J.Raja Memorial Fund	50 000	2 409	0	3 314	50 000	5,723.00	2 409	50 000	3 314	53 314
29	Prof.Joseph Martin Fernando Trophy	50 000	5 043	0	3 314	50 000	8,357.00	2 599	50 000	5 758	55 758
30	S.J. Chainulu Medal of Excellence	4 00 000	30 319	0	26 512	4 00 000	56,831.00	25 990	4 00 000	30 841	4 30 841
31	S.J. Chainulu Medal of Excellence	1 00 000	6 670	0	6 628	1 00 000	13,298.00	0	1 00 000	13 298	1 13 298
32	Prof. K.S. Pandey	1 17 000	7 803	0	7 755	1 17 000	15,558.00	6 082	1 17 000	9 476	1 26 476
33	M/s. Chennai Metco P. Ltd., Chennai	2 00 000	13 339	0	13 256	2 00 000	26,595.00	10 396	2 00 000	16 199	2 16 199
34	Anjali Ammal	15 00 000	58 560	0	99 422	15 00 000	1,57,982.00	58 560	15 00 000	99 422	15 99 422
35	Dr.Joesphine Frank Memorial Scholarship for Graphic Design	0	0	50 000	3 314	50 000	3,314.00	0	50 000	3 314	53 314
	Sub Total	49 01 298	6 42 174	50 000	3 28 177	49 51 298	9 70 351	2 07 081	49 51 298	7 63 270	57 14 568
36	80 BATCH CHAIR FUND	1 00 00 000	34 10 604	0	6 05 000	1 00 00 000	40,15,603.50	1 49 999	1 00 00 000	38 65 605	1 38 65 605
	TOTAL	1 49 01 298	40 52 778	50 000	9 33 177	1 49 51 298	49,85,954.50	3 57 080	1 49 51 298	46 28 875	1 95 80 173

*[Signature]*  
Dy.Registrar(F&A)

*[Signature]*  
Registrar (i/c)



*[Signature]*  
Director  
09/09/24



## National Institute of Technology, Tiruchirappalli-620 015

### SCHEDULE 3: CURRENT LIABILITIES & PROVISIONS

₹

₹

Particulars	Institute	R&C	2023-24	Institute	R&C	2022-23
<b>A. Current Liabilities</b>						
1. Deposits from Staff	0	0	0	0	0	0
2. Deposits from Students	10 65 15 108	0	10 65 15 108	10 39 54 995	0	10 39 54 995
<b>3. Sundry Creditors:-</b>						
a) For Goods & Services	5 47 49 288	0	5 47 49 288	5 14 46 035	0	5 14 46 035
b) Others	8 86 45 863	19 04 896	9 05 50 759	9 36 84 438	37 86 987	9 74 71 425
4. Deposit-Others(including EMD, Security Deposit)	4 92 58 897	35 26 100	5 27 84 997	4 68 23 015	31 85 217	5 00 08 232
<b>5. Statutory Liabilities (GPF, TDS, WC Tax, CPF, GIS, NPS):-</b>						
a) Overdue	0	0	0	0	0	0
b) Others	13 55 136	0	13 55 136	14 67 308	0	14 67 308
<b>6. Other Current Liabilities:-</b>						
a) Salaries	11 15 90 115	0	11 15 90 115	9 19 95 150	0	9 19 95 150
b) Receipts against Sponsored Projects	0	31 00 61 784	31 00 61 784	0	29 36 18 907	29 36 18 907
c) Receipts against Sponsored Fellowships & Scholarships	62 98 316	1 13 82 286	1 76 80 601	60 25 563	1 09 00 678	1 69 26 241
d) Unutilised Grants - Balance available with Insitute	0	0	0	0	0	0
- Balance available with CPWD as Deposits	3 56 00 719	0	3 56 00 719	5 37 93 953	0	5 37 93 953
e) Grants in Advance	0	0	0	0	0	0
f) Other Funds (a) TEQIP Funds	0	0	0	0	0	0
g) Other Liabilities	5 44 86 746	2 09 30 317	7 54 17 063	6 30 47 967	56 42 614	6 86 90 581
<b>Total (A)</b>	<b>50 85 00 187</b>	<b>34 78 05 383</b>	<b>85 63 05 570</b>	<b>51 22 38 424</b>	<b>31 71 34 403</b>	<b>82 93 72 827</b>
<b>B. Provisions</b>						
1. For Taxation	0	0	0	0	0	0
2. Gratuity	46 13 35 493	0	46 13 35 493	36 33 79 796	0	36 33 79 796
3. Superannuation/Pension	506 33 79 303	0	506 33 79 303	453 72 64 418	0	453 72 64 418
4. Accumulated Leave Encashment	77 36 20 825	0	77 36 20 825	68 38 35 475	0	68 38 35 475
6. Trade Warranties/Claims	0	0	0	0	0	0
7. Others - HEFA Loan Interest accrued	57 58 410	0	57 58 410	46 76 807	0	46 76 807
- Audit Fees	1 45 820	0	1 45 820	0	0	0
<b>Total (B)</b>	<b>630 42 39 851</b>	<b>0</b>	<b>630 42 39 851</b>	<b>558 91 56 496</b>	<b>0</b>	<b>558 91 56 496</b>
<b>Total (A+B)</b>	<b>681 27 40 038</b>	<b>34 78 05 383</b>	<b>716 05 45 421</b>	<b>610 13 94 920</b>	<b>31 71 34 403</b>	<b>641 85 29 323</b>

Note: \* Rs.567.76 Crore - Provision for liability towards Retirement Benefits as per Actuarial Valuation has been created in FY 2021-22 and exhibited in Schedule-3 by debiting the Income & Expenditure Account Schedule-15A. Till FY 2020-21 such provision required was being disclosed under Notes on Accounts only. As on 31.03.2024 the Provision for liability towards Retirement Benefit as per Actuarial Valuation Rs.629.83 Crore is provided.

Dy.Registrar (F&A)

Registrar (i/c)



Director





## National Institute of Technology, Tiruchirappalli-620 015

## SCHEDULE 3 (a): SPONSORED PROJECTS

Sl.No.	Name of the Project	Opening Balance As on 01-04-2023		Receipts / Recoveries during the year			Total	Expenditure during the year			Closing Balance As on 31-03-2024	
		Credit	Debit	Receipt	Interest	Receipt+Interest		Project Expenditure	Interest Paid to Funding Agency	Total Expenditure	Credit	Debit
1	2	3	4	(a)	(b)	5 (a+b)	6	7	8	9(7+8)	10 (6-7-8-9)	
1	DST, New Delhi	3 28 78 168	0	86 10 008	18 45 731	1 04 55 739	4 33 33 907	1 80 59 439	3 32 793	1 83 92 232	2 49 41 675	0
2	CSIR, New Delhi	29 89 169	0	7 79 367	1 67 655	9 47 022	39 36 191	21 76 538	21 523	21 98 061	17 38 130	0
3	UGC/AICTE, New Delhi	14 93 457	0	0	66 441	66 441	15 59 898	0	0	0	15 59 898	0
4	DRDO & Defence Research Laboratories	2 49 62 310	0	40 38 711	12 90 201	53 28 912	3 02 91 222	1 54 71 707	4 79 110	1 59 50 817	1 43 40 405	0
5	ISRO-STIC	9 95 770	0	50 49 914	2 68 961	53 18 875	63 14 645	42 34 749	1 17 819	43 52 568	19 62 077	0
6	MHRD & MHRD (SCSP/TSP/PWD)	52 24 148	0	0	2 32 413	2 32 413	54 56 560	0	0	0	54 56 560	0
7	MHRD-GIAN	3 41 317	0	0	15 185	15 185	3 56 501	0	0	0	3 56 501	0
8	SERB, New Delhi	3 63 35 620	0	3 91 69 510	33 59 081	4 25 28 591	7 88 64 211	3 35 39 468	6 04 244	3 41 43 712	4 47 20 499	0
9	SPARC	33 50 225	0	15 00 000	2 15 777	17 15 777	50 66 002	42 95 592	0	42 95 592	7 70 410	0
10	Miscellaneous Projects	6 62 90 242	0	2 25 88 565	39 54 051	2 65 42 616	9 28 32 857	1 62 33 424	44 033	1 62 77 457	7 65 55 401	0
11	MEITY	26 25 587	0	1 24 952	1 22 366	2 47 318	28 72 905	15 04 110	1 37 382	16 41 492	12 31 413	0
12	L & T - CTM	3 18 90 433	0	0	14 18 745	14 18 745	3 33 09 179	22 71 964	0	22 71 964	3 10 37 215	0
13	TAT/MODROB Projects (in R&C Books)	47 03 642	0	0	2 09 256	2 09 256	49 12 898	0	0	0	49 12 898	0
14	HACKATHON	41 908	0	0	1 864	1 864	43 773	0	0	0	43 773	0
	Sub Total 1 (R&C-Projects)	21 41 21 995	0	8 18 61 027	1 31 67 728	9 50 28 755	30 91 50 749	9 77 86 991	17 36 904	9 95 23 895	20 96 26 854	0
15	Conference Consultancy	71 43 753	0	36 16 144	0	36 16 144	1 07 59 897	98 86 003	0	98 86 003	8 73 895	0
16	ECC (Engineering Consultancy Centre)	7 23 53 159	0	6 56 88 462	0	6 56 88 462	13 80 41 621	3 84 80 586	0	3 84 80 586	9 95 61 035	0
	Sub Total 2 (R&C-Services)	7 94 96 912	0	6 93 04 606	0	6 93 04 606	14 88 01 519	4 83 66 589	0	4 83 66 589	10 04 34 930	0
	R&C Total (1)+(2)	29 36 18 907	0	15 11 65 633	1 31 67 728	16 43 33 361	45 79 52 268	14 61 53 580	17 36 904	14 78 90 484	31 00 61 784	0
17	MOOCs Projects	0	0	0	0	0	0	0	0	0	0	0
	Grand Total	29 36 18 907	0	15 11 65 633	1 31 67 728	16 43 33 361	45 79 52 268	14 61 53 580	17 36 904	14 78 90 484	31 00 61 784	0

*[Signature]*  
Dy.Registrar (R&C)

*[Signature]*  
Registrar (i/c)

*[Signature]*  
Director  
9/9/24





**National Institute of Technology, Tiruchirappalli-620 015**  
**SCHEDULE 3 (b): SPONSORED FELLOWSHIPS AND SCHOLARSHIPS**

₹ ₹

Sl. No.	Name of Sponsor	Opening Balance As on 01.04.2024		Tansactions During the year		Closing Balance As on 31.03.2024	
		CR	DR	CR	DR	CR	DR
1	2	3	4	5	6	7	8
1	University Grants Commission	0	0	0	0	0	0
2	Ministry.....	0	0	0	0	0	0
3	Others (Specify individually):-						
	a) R & C Fellowships	1 09 00 678	0	4 84 951	3 343	1 13 82 286	0
	b) State scholarships	39 85 747	0	9 99 751	7 26 999	42 58 500	0
	b) PMRF	0	0	3 00 57 089	3 00 57 089	0	0
	c) QIP Fellowships	20 39 816	0	0	0	20 39 816	0
	<b>TOTAL</b>	<b>1 69 26 241</b>	<b>0</b>	<b>3 15 41 791</b>	<b>3 07 87 431</b>	<b>1 76 80 601</b>	<b>0</b>

Dy.Registrar(F&A)

Registrar (i/c)

Director  
09/09/24







## National Institute of Technology, Tiruchirappalli-620 015

### SCHEDULE 3 (c1): UNUTILISED GRANTS FROM UGC, GOVERNMENT OF INDIA AND STATE GOVERNMENTS

	₹	₹
Particulars	2023-24	2022-23
<b>A. Capital Grants : Government of India, MoE</b>		
Balance B/F	5 37 93 953	0
Add : Receipts during the year	20 54 99 669	26 77 98 169
<b>Total (a)</b>	<b>25 92 93 622</b>	<b>26 77 98 169</b>
Less Refunds		
Less : Utilized for Revenue Expenditure	0	0
Less : Utilized for Capital Expenditure	22 36 92 903	21 40 04 216
<b>Total (b)</b>	<b>22 36 92 903</b>	<b>21 40 04 216</b>
<b>Unutilized carried forward (a-b) (available with CPWD as Deposits)</b>	<b>3 56 00 719</b>	<b>5 37 93 953</b>
<b>B. UGC Grants : Plan</b>		
Balance B/F	0	0
Add : Receipts during the year	0	0
<b>Total (c)</b>	<b>0</b>	<b>0</b>
Less Refunds	0	0
Less : Utilized for Revenue Expenditure	0	0
Less : Utilized for Capital Expenditure	0	0
<b>Total (d)</b>	<b>0</b>	<b>0</b>
<b>Unutilized carried forward (c-d)</b>	<b>0</b>	<b>0</b>
<b>C. Govt.of India, MoE Grants: Revenue</b>		
Balance B/F	0	0
Add : Receipts during the year (Grant)	233 57 61 722	201 90 61 844
<b>Total (e)</b>	<b>233 57 61 722</b>	<b>201 90 61 844</b>
Less : Surplus IRG of earlier years transfer to Capital Fund, if any	0	0
Less : Utilized for Revenue Expenditure	233 57 61 722	201 90 61 844
Less : Utilized for Capital Expenditure	0	0
<b>Total (f)</b>	<b>233 57 61 722</b>	<b>201 90 61 844</b>
<b>Unutilized carried forward (e-f)</b>	<b>0</b>	<b>0</b>
<b>D. Plan Grants : Government of India</b>		
Balance B/F	0	0
Add : Receipts during the year	0	0
<b>Total (g)</b>	<b>0</b>	<b>0</b>
Less Refunds		
Less : Utilized for Revenue Expenditure	0	0
Less : Utilized for Capital Expenditure	0	0
<b>Total (h)</b>	<b>0</b>	<b>0</b>
<b>Unutilized carried forward (g-h)</b>	<b>0</b>	<b>0</b>
<b>* GRAND TOTAL (A+B+C+D)</b>	<b>3 56 00 719</b>	<b>5 37 93 953</b>
<b>* Balance available with CPWD as Deposits out of the above Total</b>	<b>3 56 00 719</b>	<b>5 37 93 953</b>

Dy.Registrar(F&A)

Registrar (i/c)

Director





## National Institute of Technology, Tiruchirappalli-620 015

SCHEDULE 3 (c2): UNUTILISED GRANTS FROM UGC, GOVERNMENT OF INDIA AND STATE GOVERNMENTS - OBJECT HEADWISE & IRG

Particulars	2023-24	2022-23
<b>A. Capital Grants : Government of India, MoE (OH-35):</b>		
Balance B/F	5 37 93 953	0
Add : Receipts during the year	20 54 99 669	26 77 98 169
<b>Total (a)</b>	<b>25 92 93 622</b>	<b>26 77 98 169</b>
Less Refunds	0	0
Less : Utilized for Revenue Expenditure	0	0
Less : Utilized for Capital Expenditure	22 36 92 903	21 40 04 216
<b>Total (b)</b>	<b>22 36 92 903</b>	<b>21 40 04 216</b>
<b>Unutilized carried forward (a-b) (OH-35)-(available with CPWD)</b>	<b>3 56 00 719</b>	<b>5 37 93 953</b>
<b>B. Govt. of India, MoE Grants : Revenue (OH-36):</b>		
Balance B/F	0	0
Add : Receipts during the year (Grant)	122 61 00 000	111 52 53 007
<b>Total (c)</b>	<b>122 61 00 000</b>	<b>111 52 53 007</b>
<b>Less : Utilized for Revenue Expenditure (OH-36 Actual Bookings)</b>	<b>123 27 37 729</b>	<b>111 66 09 405</b>
Less : Utilized for Capital Expenditure	0	0
<b>Total (d)</b>	<b>123 27 37 729</b>	<b>111 66 09 405</b>
<b>Unutilized carried forward (c-d) (OH 36)</b>	<b>- 66 37 729</b>	<b>- 13 56 398</b>
Deficit balance adjusted in IRG (excluding Actuary Provision for Ret.Benefits)	66 37 729	13 56 398
<b>Unutilized carried forward (OH-36)</b>	<b>0</b>	<b>0</b>
<b>C. Govt. of India, MoE Grants: Revenue (OH-31):</b>		
Balance B/F	0	0
Add : Receipts during the year (Grant)	110 96 61 722	90 38 08 837
<b>Total (e)</b>	<b>110 96 61 722</b>	<b>90 38 08 837</b>
Less : Surplus IRG transfer to Capital Fund, if any	0	0
<b>Less : Utilized for Revenue Expenditure (OH-31 Actual Bookings)</b>	<b>117 24 86 739</b>	<b>106 03 52 247</b>
Less : Utilized for Capital Expenditure	0	0
<b>Total (f)</b>	<b>117 24 86 739</b>	<b>106 03 52 247</b>
<b>Unutilized carried forward (e-f) (OH 31)</b>	<b>- 6 28 25 017</b>	<b>- 15 65 43 410</b>
Deficit balance adjusted in IRG (excluding Actuary Provision for Ret.Benefits)	6 28 25 017	15 65 43 410
<b>Unutilized carried forward</b>	<b>0</b>	<b>0</b>
<b>Total of Unutilized Grant (OH 35,36 &amp; 31) (CPWD Deposit Balance: Rs.3,56,00719)</b>	<b>3 56 00 719</b>	<b>5 37 93 953</b>
<b>Total of Deficit balance adjusted in IRG (OH 36 &amp; 31 excl. Actuary Provision)</b>	<b>6 94 62 746</b>	<b>15 78 99 808</b>
<b>D. IRG Account:</b>		
IRG Receipts during the year (x)	112 15 57 068	104 43 85 605
Deficit balance under OH-31 an OH-36 adjusted in IRG (excluding Actuary Provision) (i)	6 94 62 746	15 78 99 808
Change in Provision for Actuary Valuation in Retirement Benefits (ii)	71 14 25 322	-9 66 67 509
Net Deficit in OH-31 & OH-36 (Including Actuary Provision for OH-31 & OH-36) (i)+(ii)	78 08 88 068	6 12 32 299
<b>IRG Utilization during the year:</b>		
Net Deficit in OH-31 & OH-36 as above (Including Actuary Provision) as above	78 08 88 068	6 12 32 299
Utilized for Capital Expenditure-CPWD	60 00 000	64 10 200
Utilized for Capital Expenditure HEFA Loan Repayment	7 29 70 000	7 29 70 000
Utilized for Capital Expenditure (Asset Purchase)	5 91 94 773	2 69 42 172
Transfer to Corpus Fund	10 11 00 000	8 93 00 000
<b>Total IRG Utilization during the year (including Actuary Provision) (y)</b>	<b>102 01 52 841</b>	<b>25 68 54 671</b>
<b>Surplus IRG (Excluding Depreciation) (x)-(y)</b>	<b>10 14 04 227</b>	<b>78 75 30 934</b>
Less: Depreciation for the year	30 62 66 842	28 60 21 786
<b>Balance Being Surplus/Deficit Carried to Capital Fund (as per I&amp;E)</b>	<b>-20 48 62 615</b>	<b>50 15 09 148</b>

*[Signature]*  
Dy. Registrar (P&A)

*[Signature]*  
Registrar (G/O)

*[Signature]*  
Director  
9/9/24







**National Institute of Technology, Tiruchirappalli-620 015**  
**SCHEDULE 4: FIXED ASSETS**

Sl.No.	Assets Heads	Gross Block				Depreciation for the year 2023-24				Net Block	
		Op Balance 01.04.2023	Additions	Deductions	Cl Balance 31-03-2024	Dep Opening Balance	Depreciation for the year	Deductions/ Adjustment	Total Depreciation	31-03-2024	31-03-2023
		₹									
1	Land	47 09 795	0	0	47 09 795	0	0	0	0	47 09 795	47 09 795
2	Site Development	0	19 08 896	0	19 08 896	0	0	0	0	19 08 896	0
3	Buildings	329 60 65 324	18 54 98 323	0	348 15 63 647	68 12 09 622	6 96 31 273	0	75 08 40 895	273 07 22 752	261 48 55 702
4	Roads & Bridges	4 67 95 899	0	0	4 67 95 899	74 23 619	9 35 917	0	83 59 536	3 84 36 363	3 93 72 280
5	Tubewells & Water Supply	4 99 27 928	3 84 194	0	5 03 12 122	84 48 977	10 06 241	0	94 55 218	4 08 56 904	4 14 78 951
6	Sewage & Drainage	7 73 19 450	0	0	7 73 19 450	1 16 74 263	15 46 390	0	1 32 20 653	6 40 98 797	6 56 45 187
7	Electrical Installation and Equipment	37 73 06 218	68 34 410	0	38 41 40 628	14 61 20 009	1 91 36 403	0	16 52 56 412	21 88 84 216	23 11 86 209
8	Plant & Machinery	11 54 66 764	18 33 295	0	11 73 00 059	4 05 50 995	58 65 002	0	4 64 15 997	7 08 84 062	7 49 15 769
9	Scientific & Laboratory Equipments	212 89 54 489	6 59 08 713	0	219 48 63 202	142 75 81 823	12 63 27 405	0	155 39 09 228	64 09 53 974	70 13 72 666
10	Office Equipments	7 51 24 547	20 72 079	0	7 71 96 626	6 25 05 143	32 46 443	0	6 57 51 586	1 14 45 040	1 26 19 404
11	Audio Visual Equipments	3 14 07 123	52 48 699	0	3 66 55 822	1 08 59 917	26 96 563	0	1 35 56 480	2 30 99 342	2 05 47 206
12	Computers & Peripherals	43 61 29 956	3 92 80 990	0	47 54 10 946	37 48 65 919	3 18 37 583	0	40 67 03 502	6 87 07 444	6 12 64 037
13	Furniture, Fixtures & Fittings	19 28 27 046	2 01 39 923	0	21 29 66 969	12 52 63 115	1 31 10 417	0	13 83 73 532	7 45 93 437	6 75 63 931
14	Vehicles	1 47 79 668	0	0	1 47 79 668	1 17 26 494	10 16 202	0	1 27 42 696	20 36 972	30 53 174
15	Lib.Books & Scientific Journals	6 61 40 871	1 75 03 001	0	8 36 43 872	5 42 45 530	45 57 191	0	5 88 02 721	2 48 41 151	1 18 95 341
16	Small Value Assets	1 09 559	2 89 238	0	3 98 797	1 09 559	2 89 238	0	3 98 797	0	0
	<b>Total ( A )</b>	<b>691 30 64 637</b>	<b>34 69 01 761</b>	<b>0</b>	<b>725 99 66 398</b>	<b>296 25 84 985</b>	<b>28 12 02 268</b>	<b>0</b>	<b>324 37 87 253</b>	<b>401 61 79 145</b>	<b>395 04 79 652</b>
17	Capital Work in Progress ( B )	109 34 91 277	56 92 51 598	18 09 40 683	148 18 02 192	0	0	0	0	148 18 02 192	109 34 91 277
Sl.No.	Intangible Assets	Op Balance 01.04.2023	Additions	Deductions	Cl Balance 31-03-2024	Total Amortization	Amortization for the year	Deductions/ Adjustment	Total Amortization	31-03-2024	31-03-2023
18	Computer Software (Incl. SIEMENS)*	100 77 78 540	90 82 053	0	101 68 60 593	99 86 07 393	1 07 84 125	0	100 93 91 518	74 69 075	91 71 147
19	E-Journals	5 26 16 685	3 48 93 557	0	8 75 10 242	5 19 40 426	1 46 03 335	0	6 65 43 761	2 09 66 481	6 76 259
20	Patents	75 48 165	1 00 080	0	76 48 245	28 85 077	8 49 806	0	37 34 883	39 13 362	46 63 088
21	SIEMENS' IP	5 14 88 606	0	0	5 14 88 606	2 86 04 780	57 20 956	0	3 43 25 736	1 71 62 870	2 28 83 826
	<b>Total (C)</b>	<b>111 94 31 996</b>	<b>4 40 75 690</b>	<b>0</b>	<b>116 35 07 686</b>	<b>108 20 37 676</b>	<b>3 19 58 222</b>	<b>0</b>	<b>111 39 95 898</b>	<b>4 95 11 788</b>	<b>3 73 94 320</b>
	<b>Grand Total (A+B+C)</b>	<b>912 59 87 910</b>	<b>96 02 29 049</b>	<b>18 09 40 683</b>	<b>990 52 76 276</b>	<b>404 46 22 661</b>	<b>31 31 60 490</b>	<b>0</b>	<b>435 77 83 151</b>	<b>554 74 93 125</b>	<b>508 13 65 249</b>

Note:

The figure in column 'Deductions' under Gross Block against 'Capital Work in Progress' represents the transfer from Work in Progress to Assets during the year.

The figure in column 'Additions' during the year under Gross Block against Assets 1 to 14 include transfer from Work in Progress during the year, as well as further acquisitions during the year.

\* Scientific & Laboratory Equipments Depreciation includes SIEMENS Assets Depreciation for the Year of ₹68,93,648/-.

Dy.Registrar (F&A)

Registrar (i/c)

Director  
09/19/24





**National Institute of Technology, Tiruchirappalli-620 015**

**SCHEDULE 4(a): FIXED ASSETS - Capital Grant & IRG**

Sl.No.	Assets Heads	Gross Block				Depreciation for the year 2023-24				Net Block	
		Op Balance 01.04.2023	Additions	Deductions	Cl Balance 31-03-2024	Dep Opening Balance	Depreciation for the year	Deductions/ Adjustment	Total Depreciation	31-03-2024	31-03-2023
		₹									
1	Land	47 09 795	0	0	47 09 795	0	0	0	0	47 09 795	47 09 795
2	Site Development	0	19 08 896	0	19 08 896	0	0	0	0	19 08 896	0
3	Buildings	329 60 65 324	18 54 98 323	0	348 15 63 647	68 12 09 622	6 96 31 273	0	75 08 40 895	273 07 22 752	261 48 55 702
4	Roads & Bridges	4 67 95 899	0	0	4 67 95 899	74 23 619	9 35 917	0	83 59 536	3 84 36 363	3 93 72 280
5	Tubewells & Water Supply	4 99 27 928	3 84 194	0	5 03 12 122	84 48 977	10 06 241	0	94 55 218	4 08 56 904	4 14 78 951
6	Sewage & Drainage	7 73 19 450	0	0	7 73 19 450	1 16 74 263	15 46 390	0	1 32 20 653	6 40 98 797	6 56 45 187
7	Electrical Installation and Equipment	37 72 34 188	68 34 410	0	38 40 68 598	14 60 98 397	1 91 32 801	0	16 52 31 198	21 88 37 400	23 11 35 791
8	Plant & Machinery	11 52 98 614	18 33 295	0	11 71 31 909	4 05 17 363	58 56 594	0	4 63 73 957	7 07 57 952	7 47 81 251
9	Scientific & Laboratory Equipments	203 09 83 194	6 59 08 713	0	209 68 91 907	138 68 76 761	11 84 89 701	0	150 53 66 462	59 15 25 445	64 41 06 433
10	Office Equipments	7 51 24 547	20 72 079	0	7 71 96 626	6 25 05 143	32 46 443	0	6 57 51 586	1 14 45 040	1 26 19 404
11	Audio Visual Equipments	3 13 11 564	52 48 699	0	3 65 60 263	1 08 16 915	26 89 396	0	1 35 06 311	2 30 53 952	2 04 94 649
12	Computers & Peripherals	43 56 87 965	3 92 80 990	0	47 49 68 955	37 43 77 267	3 18 84 244	0	40 62 61 511	6 87 07 444	6 13 10 698
13	Furniture, Fixtures & Fittings	19 26 39 046	2 01 39 923	0	21 27 78 969	12 51 64 415	1 30 96 317	0	13 82 60 732	7 45 18 237	6 74 74 631
14	Vehicles	1 47 34 008	0	0	1 47 34 008	1 16 99 098	10 11 636	0	1 27 10 734	20 23 274	30 34 910
15	Lib.Books & Scientific Journals	6 61 40 871	1 75 03 001	0	8 36 43 872	5 42 45 530	45 57 191	0	5 88 02 721	2 48 41 151	1 18 95 341
16	Small Value Assets	1 09 559	2 89 238	0	3 98 797	1 09 559	2 89 238	0	3 98 797	0	0
<b>Total (A)</b>		<b>681 40 81 952</b>	<b>34 69 01 761</b>	<b>0</b>	<b>716 09 83 713</b>	<b>292 11 66 929</b>	<b>27 33 73 382</b>	<b>0</b>	<b>319 45 40 311</b>	<b>396 64 43 402</b>	<b>389 29 15 023</b>
17	Capital Work in Progress (B)	109 34 91 277	56 92 51 598	18 09 40 683	148 18 02 192	0	0	0	0	148 18 02 192	109 34 91 277
Sl.No.	Intangible Assets	Op Balance 01.04.2023	Additions	Deductions	Cl Balance 31-03-2024	Amortized Op Balance	Amortization for the year	Deductions/ Adjustment	Total Amortization	31-03-2024	31-03-2023
18	Computer Software	16 85 61 267	90 82 053	0	17 76 43 320	15 93 90 120	1 07 84 125	0	17 01 74 245	74 69 075	91 71 147
19	E-Journals	5 26 16 685	3 48 93 557	0	8 75 10 242	5 19 40 426	1 46 03 335	0	6 65 43 761	2 09 66 481	6 76 259
20	Patents	75 48 165	1 00 080	0	76 48 245	28 85 077	8 49 806	0	37 34 883	39 13 362	46 63 088
21	SIEMENS' IP	5 14 88 606	0	0	5 14 88 606	2 86 04 780	57 20 956	0	3 43 25 736	1 71 62 870	2 28 83 826
<b>Total (C)</b>		<b>28 02 14 723</b>	<b>4 40 75 690</b>	<b>0</b>	<b>32 42 90 413</b>	<b>24 28 20 403</b>	<b>3 19 58 222</b>	<b>0</b>	<b>27 47 78 625</b>	<b>4 95 11 788</b>	<b>3 73 94 320</b>
<b>Grand Total (A+B+C)</b>		<b>818 77 87 952</b>	<b>96 02 29 049</b>	<b>18 09 40 683</b>	<b>896 70 76 318</b>	<b>316 39 87 332</b>	<b>30 53 31 604</b>	<b>0</b>	<b>346 93 18 936</b>	<b>549 77 57 382</b>	<b>502 38 00 620</b>

Note: The figure in column 'Deductions' under Gross Block against head Capital Work in Progress represents the transfer from Work in Progress to Assets during the year.  
The figure in column 'Additions' during the year under Gross Block against Assets 1 to 14 include transfer from Work in Progress during the year, as well as further acquisitions during the year.

*[Signature]*  
Dy.Registrar(F&A)

*N. Prudh*  
08/04/24  
Registrar (i/c)



*[Signature]*  
09/04/24  
Director





## National Institute of Technology, Tiruchirappalli-620 015

### SCHEDULE 4 (b): FIXED ASSETS-OTHERS (Sponsored Projects)

Sl.No.	Assets Heads	Gross Block				Depreciation for the year 2023-24				Net Block	
		Op Balance 01.04.2023	Additions	Deductions	Cl Balance 31-03-2024	Dep Opening Balance	Depreciation for the year	Deductions/ Adjustment	Total Depreciation	31-03-2024	31-03-2023
		₹									
1	Land	0	0	0	0	0	0	0	0	0	0
2	Site Development	0	0	0	0	0	0	0	0	0	0
3	Buildings	0	0	0	0	0	0	0	0	0	0
4	Roads & Bridges	0	0	0	0	0	0	0	0	0	0
5	Tubewells & Water Supply	0	0	0	0	0	0	0	0	0	0
6	Sewage & Drainage	0	0	0	0	0	0	0	0	0	0
7	Electrical Installation and Equipment	72 030	0	0	72 030	21 612	3 602	0	25 214	46 816	50 418
8	Plant & Machinery	1 68 150	0	0	1 68 150	33 632	8 408	0	42 040	1 26 110	1 34 518
9	Scientific & Laboratory Equipments	9 79 71 295	0	0	9 79 71 295	4 07 05 062	78 37 704	0	4 85 42 766	4 94 28 529	5 72 66 233
10	Office Equipments	0	0	0	0	0	0	0	0	0	0
11	Audio Visual Equipments	95 559	0	0	95 559	43 002	7 167	0	50 169	45 390	52 557
12	Computers & Peripherals	4 41 991	0	0	4 41 991	4 88 652	- 46 661	0	4 41 991	0	- 46 661
13	Furniture, Fixtures & Fittings	1 88 000	0	0	1 88 000	98 700	14 100	0	1 12 800	75 200	89 300
14	Vehicles	45 660	0	0	45 660	27 396	4 566	0	31 962	13 698	18 264
15	Lib.Books & Scientific Journals	0	0	0	0	0	0	0	0	0	0
16	Small Value Assets	0	0	0	0	0	0	0	0	0	0
	<b>Total (A)</b>	<b>9 89 82 685</b>	<b>0</b>	<b>0</b>	<b>9 89 82 685</b>	<b>4 14 18 056</b>	<b>78 28 886</b>	<b>0</b>	<b>4 92 46 942</b>	<b>4 97 35 743</b>	<b>5 75 64 629</b>
17	Capital Work in Progress (B)	0	0	0	0	0	0	0	0	0	0
Sl.No.	Intangible Assets	Op Balance 01.04.2023	Additions	Deductions	Cl Balance 31-03-2024	Amort. Op Balance	Amorti. for the year	Deductions/ Adjustment	Total Amortization	31-03-2024	31-03-2023
18	Computer Software (SIEMENS)	83 92 17 273	0	0	83 92 17 273	83 92 17 273	0	0	83 92 17 273	0	0
19	E-Journals	0	0	0	0	0	0	0	0	0	0
20	Patents	0	0	0	0	0	0	0	0	0	0
21	SIEMENS' IP	0	0	0	0	0	0	0	0	0	0
	<b>Total (C)</b>	<b>83 92 17 273</b>	<b>0</b>	<b>0</b>	<b>83 92 17 273</b>	<b>83 92 17 273</b>	<b>0</b>	<b>0</b>	<b>83 92 17 273</b>	<b>0</b>	<b>0</b>
	<b>Grand Total (A+B+C)</b>	<b>93 81 99 958</b>	<b>0</b>	<b>0</b>	<b>93 81 99 958</b>	<b>88 06 35 329</b>	<b>78 28 886</b>	<b>0</b>	<b>88 84 64 215</b>	<b>4 97 35 743</b>	<b>5 75 64 629</b>

*[Signature]*  
Dy.Registrar(F&A)

*N. Dhul oblique*  
Registrar (i/c)



*[Signature]*  
Director  
09/9/24



**National Institute of Technology, Tiruchirappalli-620 015**  
**SCHEDULE 5 : INVESTMENTS FROM EARMARKED/ENDOWMENT FUNDS**

		₹	₹
Sl. No.	Particulars	2023-24	2022-23
1	In Central Government Securities	0	0
2	In State Government Securities	0	0
3	Other approved Securites	0	0
4	Shares	0	0
5	Debentures and Bonds	0	0
6	Term Deposits with Banks	233 34 50 367	206 60 16 829
7	Others (to be specified)	0	0
	<b>Total</b>	<b>233 34 50 367</b>	<b>206 60 16 829</b>

  
Dy.Registrar(F&A)

  
Registrar (i/c)

  
Director





# National Institute of Technology, Tiruchirappalli-620 015

## SCHEDULE 5 (a): INVESTMENTS FROM EARMARKED/ENDOWMENT FUNDS ( FUND WISE)

		₹	₹
Sl.No.	Particulars	2023-24	2022-23
1	Corpus Fund Investments	222 78 44 474	197 81 57 642
2	Staff Development Fund Investments	3 11 55 781	2 88 69 221
3	Maintenance Fund Investments	12 91 386	12 06 288
4	Depreciation Fund Investments	12 91 386	12 06 288
5	Student Welfare Fund Investments	1 93 70 775	1 80 94 305
6	Research Park Fund (it was as ECC Fund in 2021-22)	3 23 45 269	1 83 81 788
7	Endowment Fund/80Batch Investments	1 49 51 296	1 49 01 297
8	AIIC Fund Investments	52 00 000	52 00 000
<b>Total</b>		<b>233 34 50 367</b>	<b>206 60 16 829</b>

  
Dy.Registrar(F&A)

  
Registrar (i/c)

  
Director





# National Institute of Technology, Tiruchirappalli-620 015

## SCHEDULE 6 : INVESTMENTS - OTHERS

		₹	₹
Sl.No.	Particulars	2023-24	2022-23
1	In Central Government Securities	0	0
2	In State Government Securities	0	0
3	Other approved Securites	0	0
4	Shares	0	0
5	Debentures and Bonds	0	0
6	Others (to be specified)	0	0
	<b>Total</b>	<b>0</b>	<b>0</b>

  
Dy.Registrar(F&A)

  
Registrar (i/c)

  
Director  
04/09/24







## National Institute of Technology, Tiruchirappalli-620 015

### SCHEDULE 7 : CURRENT ASSETS

Particulars	₹			₹		
	Institute	R&C	2023-24	Institute	R&C	2022-23
<b>1. Stock</b>						
a) Stores and Spares	0	0	0	0	0	0
b) Loose Tools	0	0	0	0	0	0
c) Publications	0	0	0	0	0	0
d) Laboratory chemicals, Consumables and glass ware	0	0	0	0	0	0
e) Building Material	0	0	0	0	0	0
f) Electrical Material	0	0	0	0	0	0
g) Stationery	0	0	0	0	0	0
h) Water supply Materials	0	0	0	0	0	0
<b>2. Sundry Debtors</b>						
a) Debts Outstanding for a period of exceeding six months	0	0	0	0	0	0
b) Others	2 34 53 555	0	2 34 53 555	10 91 92 419	0	10 91 92 419
<b>3. Cash and bank Balances (including Stamp on Hand)</b>						
<b>Stamp on Hand :</b>	1 84 874	0	1 84 874	1 63 313	0	1 63 313
<b>a) With Scheduled Banks:-</b>						
- In Current Accounts	78 21 915	78 76 567	1 56 98 482	64 11 562	1 27 86 368	1 91 97 930
- In Term Deposit Accounts	327 55 46 771	17 72 29 181	345 27 75 952	237 13 62 101	16 69 91 760	253 83 53 861
- In Savings Accounts	14 83 61 098	17 58 08 295	32 41 69 393	21 84 60 617	15 02 96 403	36 87 57 020
<b>b) With Non-Scheduled Banks:-</b>						
- In Term Deposit Accounts	0	0	0	0	0	0
- In Savings Accounts	0	0	0	0	0	0
<b>4. Post Office-Savings Accounts</b>	0	0	0	0	0	0
<b>Total</b>	345 53 68 214	36 09 14 043	381 62 82 257	270 55 90 012	33 00 74 532	303 56 64 544

Dy.Registrar(F&A)

06/09/24  
Registrar (i/c)



9/9/24  
Director



## National Institute of Technology, Tiruchirappalli-620 015

## SCHEDULE 7 : ANNEXURE A

Sl.No	Head of Account	Name of the Bank	A/C - No.	Institute	R&C	Amount as on 31-03-2024
<b>I. Savings Bank Account</b>						
1	PLAN Account	SBI, NITT	10023882957	12 96 09 152	0	12 96 09 152
2	NON PLAN Account	SBI, NITT	10023882946	1 79 11 271	0	1 79 11 271
3	CANARA Bank Account	Canara Bank	1285101036127	2 68 330	0	2 68 330
4	CORPUS and Other Funds Account	SBI, NITT	10023883097	1 05 963	0	1 05 963
5	SCHOLARSHIPS Account	SBI, NITT	10023883019	4 51 641	0	4 51 641
6	HP Account (Balance & Demand Remittance A/c)	SBI, NITT	30165680347	14 742	0	14 742
7	TEQIP Account	SBI, NITT	10023883008 (closed)	0	0	0
8	ECC Account	SBI, NITT	10023883064	0	5 94 63 412	5 94 63 412
9	ICSR Account	SBI, NITT	40853514994	0	80 45 745	80 45 745
10	Research & Development Funds (Project)	SBI, NITT	10023883042	0	3 46 62 650	3 46 62 650
11	Research Management Fund(1)	SBI, NITT	33076404999	0	1 01 17 056	1 01 17 056
12	Research Management Fund(2)	SBI, NITT	41736849805	0	24 04 876	24 04 876
13	SERB Account	SBI, NITT	39350593762	0	3 75 06 939	3 75 06 939
14	ISRO-STIC Account	SBI, NITT	39350595374	0	60 85 836	60 85 836
15	CSIR Account	SBI, NITT	40853222118	0	2 98 036	2 98 036
16	SPARC Account	SBI, NITT	40853517112	0	32 75 898	32 75 898
17	DEFENCE Account	SBI, NITT	40853517837	0	83 35 730	83 35 730
18	DST Account	SBI, NITT	40853517485	0	55 63 780	55 63 780
19	UGC Account	SBI, NITT	40853516720	0	48 341	48 341
<b>I. Savings Bank Account Total</b>				<b>14 83 61 098</b>	<b>17 58 08 295</b>	<b>32 41 69 393</b>
<b>II. Current Account</b>						
1	Service Tax Account	SBI, NITT	34837295014	0	70 02 672	70 02 672
2	Conference Consultancy Account	SBI, NITT	38322028974	0	8 73 895	8 73 895
3	SERB Current Account	SBI, NITT	38861623683 (SB A/c closed)	0	0	0
4	Student Fee Account	SBI, NITT	35821815354	10 000	0	10 000
5	Foreign Exchange Transactions Account	SBI, NITT	10891414445	16 61 809	0	16 61 809
6	ICICI Bank Account	ICICI		6 74 371	0	6 74 371
7	EIGHTY BATCH CHAIR FUND Account	SBI, NITT	36736417068	58 65 605	0	58 65 605
8	PG Fees Account	SBI, NITT	38127411825	1 00 327	0	1 00 327
9	Other Fees Account	SBI, NITT	38127412035	14 110	0	14 110
10	Canara Bank Escrow Principal Account	Canara Bank	3314201000215	3 65 570	0	3 65 570
11	Canara Bank Escrow Interest Account	Canara Bank	3314201000216	0	0	0
12	PFMS - TSA (RBI Assignment A/c)	RBI	10681401001	0	0	0
13	Canara Bank ( PMRF A/c)	Canara Bank	110049570885	0	0	0
14	NITT NMIECT	ICICI	400401000533	0	0	0
15	AIIC Account	SBI, NITT	37836124626	11 30 123	0	11 30 123
<b>II. Current Account Total</b>				<b>78 21 915</b>	<b>78 76 567</b>	<b>1 56 98 482</b>
<b>III. Term Deposits with Schedule Banks</b>						
1	IRG Deposits (in Plan a/c)	SBI, NITT	TDR	6 00 00 000	0	6 00 00 000
2	IRG Deposits (in Canara Bank Escrow Principal a/c)	Canara Bank	TDR	8 25 00 679	0	8 25 00 679
3	IRG Deposits (in Canara Bank a/c)	Canara Bank	TDR	41 28 76 492	0	41 28 76 492
4	IRG Deposits (in PG Fee a/c)	Canara Bank	TDR	48 87 54 000	0	48 87 54 000
5	IRG Deposits (in Non-Plan A/c including Rs.25000 BG)	SBI, NITT	TDR	211 51 70 520	0	211 51 70 520
6	IRG-PG Fees Account Deposits (MOD)	SBI, NITT	MOD	11 24 45 080	0	11 24 45 080
7	Scholarship TDR Account	SBI, NITT	TDR	38 00 000	0	38 00 000
8	R & C Funds TDR	SBI, NITT	TDR	0	13 95 35 121	13 95 35 121
9	ECC Funds TDR	SBI, NITT	TDR	0	3 76 94 060	3 76 94 060
<b>Term Deposits with Schedule Banks Total</b>				<b>327 55 46 771</b>	<b>17 72 29 181</b>	<b>296 02 21 952</b>
<b>Grand Total</b>				<b>343 17 29 784</b>	<b>36 09 14 043</b>	<b>330 00 89 827</b>

*[Signature]*  
Dy.Registrar (P&A)

*N. Dhul*  
06/09/24  
Registrar (i/c)



*[Signature]*  
9/9/24  
Director





## National Institute of Technology, Tiruchirappalli-620 015

### SCHEDULE 8 : LOANS, ADVANCES & DEPOSITS

Particulars	₹			₹		
	Institute	R&C	2023-24	Institute	R&C	2022-23
<b>1. Advance to Employees (Non-Interest Bearing)</b>						
a) Salary	0	0	0	0	0	0
b) Festival	4 050	0	4 050	4 050	0	4 050
c) LTC	0	0	0	0	0	0
d) Medical Advance	77 987	0	77 987	2 18 976	0	2 18 976
e) Other (to be specified)-Cycle Advance	626	0	626	626	0	626
<b>2. Long Term Advance to Employees (Interest Bearing) :</b>						
a) Vehicles Loan	8 31 000	0	8 31 000	9 81 810	0	9 81 810
b) Home Loan	0	0	0	0	0	0
c) Other ( to be specified)-Computer Loan	8 99 793	0	8 99 793	11 77 792	0	11 77 792
<b>3. Advances and Other amount recoverable in Cash or in kind or for Value to be received:</b>						
a) On Capital Account- Deposits with CPWD @	26 73 19 305	0	26 73 19 305	41 36 73 307	0	41 36 73 307
b) To Suppliers	5 11 590	0	5 11 590	7 32 009	0	7 32 009
c) Other (to be specified)-Contingency - Institute and R&C	4 46 881	5 10 091	9 56 972	10 71 147	6 84 399	17 55 546
<b>4. Prepaid Expenses</b>						
a) Insurance	26 88 696	0	26 88 696	27 29 649	0	27 29 649
b) Other Expenses	82 19 660	0	82 19 660	1 36 55 911	0	1 36 55 911
<b>5. Deposits</b>						
a) Telephone	1 03 079	0	1 03 079	1 03 079	0	1 03 079
b) Lease Rent	0	0	0	0	0	0
c) Electricity	1 64 26 939	0	1 64 26 939	88 17 949	0	88 17 949
d) AICTE, if applicable	0	0	0	0	0	0
f) Others (to be specified)	0	0	0	0	0	0
<b>6. Income Accrued:</b>						
a) On Investments from Earmarked/Endowment Funds	14 18 03 882	0	14 18 03 882	14 38 43 281	0	14 38 43 281
b) On Investment Others	11 16 02 269	60 16 757	11 76 19 026	5 49 25 438	51 59 906	6 00 85 344
c) On Loans and Advances	0	0	0	0	0	0
d) Others (includes income due unrealized)	0	0	0	0	0	0
<b>7. Other-Current Assets receivable from UGC/Sponsored Projects</b>						
a) Debit Balances in Sponsored Projects	0	0	0	0	0	0
b) Debit Balances in Fellowship & Scholarship(QIP)	0	0	0	0	0	0
c) Grants Receivables	0	0	0	0	0	0
d) Other Receivables	1 12 20 152	30 17 837	1 42 37 989	28 68 639	6 97 651	35 66 290
<b>8. Claims Receivables (IT TDS)</b>	30 37 464	7 24 860	37 62 324	30 22 646	7 24 860	37 47 506
<b>Total</b>	<b>56 51 93 373</b>	<b>1 02 69 545</b>	<b>57 54 62 918</b>	<b>64 78 26 309</b>	<b>72 66 816</b>	<b>65 50 93 125</b>

@ Note: In Form-65 (March 2023) of CPWD an amount of Rs.3,02,97,750/- is shown as payable by NITT to CPWD in connection with an Arbitration case for which NITT has filed a Money Suit on CPWD in January 2023. Against a cancelled Solar Project Balance amount payable by CPWD is Rs 1,38,75,058 which is not appearing in their form-65. For this Rs 1,38,75,058/- vide letter No.24(1)/2022-23/295 dated 06-07-2022 CPWD has confirmed this balance as refundable to NITT.

Dy.Registrar (F&A)

Registrar (i/c)

Director



**SCHEDULES FORMING PART  
OF  
INCOME AND EXPENDITURE ACCOUNT**





## National Institute of Technology, Tiruchirappalli-620 015

### SCHEDULE 9 : ACADEMIC RECEIPTS

	₹	₹
Particulars	2023-24	2022-23
<b>Fees from Students</b>		
<b>Academic</b>		
1. Tuition Fee ( including share of corpus fund - Rs.8,87,00000)	52 69 07 630	59 44 50 643
2. Admission Fee	54 44 300	47 11 200
3. Enrolement Fee / Convocation Fee	79 47 925	73 17 100
4. Library Admission Fee	2 58 78 200	2 28 10 901
5. Laboratory Fee / Computer Fee	2 20 95 565	2 13 28 269
6. Art & Craft Fee / Sports Fee	2 30 78 200	1 93 64 834
7. Registration Fee	32 59 875	30 86 210
8. Syllabus Fee/ MBA Fee	68 05 900	63 10 515
<b>Total (A)</b>	<b>62 14 17 595</b>	<b>67 93 79 672</b>
<b>Examinations</b>		
1. Admission Test Fee	0	0
2. Annual Examination Fee	1 45 16 917	1 34 64 050
3. Mark Sheet, Certificate Fee	1 300	0
4. Entrance Examination Fee	0	0
<b>Total (B)</b>	<b>1 45 18 217</b>	<b>1 34 64 050</b>
<b>Other Fees</b>		
1. Identity Card Fee	0	0
2. Fine / Miscellaneous Fee	85 96 946	66 45 917
3. Medical Fee	7 64 075	6 43 650
4. Transportation Fee/Bus Fare Collection	3 46 435	3 37 975
5. Hostel Fee	0	0
<b>Total (C)</b>	<b>97 07 456</b>	<b>76 27 542</b>
<b>Sale of Publications</b>		
1. Sale of Admission forms	16 51 271	13 90 150
2. Sale of Syllabus and Question Paper, etc.	0	0
3. Sale of Prospectus including Admission Forms	0	0
<b>Total (D)</b>	<b>16 51 271</b>	<b>13 90 150</b>
<b>Other Academic Receipts</b>		
1. Registration fee for Workshops, Programmes	0	0
2. Registration fee (Academic Staff College)	0	0
3. Campus Development Fee (including share of Corpus Fund Rs.1,24,00,000)	2 60 82 200	2 39 36 515
<b>Total (E)</b>	<b>2 60 82 200</b>	<b>2 39 36 515</b>
<b>Grand Total (A+B+C+D+E)</b>	<b>67 33 76 739</b>	<b>72 57 97 929</b>

Dy.Registrar(F&A)

Registrar (i/c)

Director





**National Institute of Technology, Tiruchirappalli-620 015**  
**SCHEDULE 10 : GRANTS/ SUBSIDIES (IRREVOCABLE GRANTS RECEIVED)**

Particulars	CAPITAL			Total Capital	REVENUE		2023-24	2022-23
	Govt.of India MoE	UGC			Govt.of India MoE			
		Capital	Specific Schemes					
<b>Balance B/F</b>	5 37 93 953	0	0	5 37 93 953	0	5 37 93 953	0	
<b>Add : Receipts during the year:</b>								
Total Grant Sanctioned during the year (a)	20 55 00 000	0	0	20 55 00 000	233 57 61 722	254 12 61 722	228 87 11 400	
Less: Grant Lapsed during the year (b)	331	0	0	331		331	18 51 387	
<b>Net Grant Received (a-b)</b>	20 54 99 669	0	0	20 54 99 669	233 57 61 722	254 12 61 391	228 68 60 013	
Interest Income	0	0	0	0	0	0	0	
<b>Total</b>	25 92 93 622	0	0	25 92 93 622	233 57 61 722	259 50 55 344	228 68 60 013	
Less : Surplus IRG transfer to Capital Fund, if any	0	0	0	0	0	0	0	
<b>Balance</b>	25 92 93 622	0	0	25 92 93 622	233 57 61 722	259 50 55 344	228 68 60 013	
Less : Utilised for Capital Expenditure (A)	22 36 92 903	0	0	22 36 92 903	0	22 36 92 903	21 40 04 216	
<b>Balance</b>	3 56 00 719	0	0	3 56 00 719	233 57 61 722	237 13 62 441	207 28 55 797	
Less : Utilised for Revenue Expenditure (B)	0	0	0	0	233 57 61 722	233 57 61 722	201 90 61 844	
<b>Balance C/F (C) @</b>	3 56 00 719	0	0	3 56 00 719	0	3 56 00 719	5 37 93 953	
@ CPWD Deposit Balance against the above Balace c/f	3 56 00 719	0	0	3 56 00 719		3 56 00 719	5 37 93 953	

A- Appears as addition to Capital Fund as well as additions to Fixed Assets during the year.

B- Appears as income in the Income & Expenditure Account.

C. i. Appears under Current Liabilities in the Balance Sheet and will become the opening balance next year.

ii. Represented by Bank balances, Investments and Advances on the assets side is NIL. The Balance C/F shown above is the Deposit Balance with CPWD.

*[Signature]*  
Dy.Registrar (F&A)

*N. Omul*  
06/09/24  
Registrar (i/c)

*[Signature]*  
Director





# National Institute of Technology, Tiruchirappalli-620 015

## SCHEDULE 11 : INCOME FROM INVESTMENTS

₹

₹

Particulars	Earmarked / Endowment Funds		Other investments	
	2023-24	2022-23	2023-24	2022-23
<b>1) Interest</b>				
a) On Government Securities	0	0	0	0
b) Other Bonds/Debentures	0	0	0	0
<b>2) Interest on Term Deposits</b>	<b>4 87 71 181</b>	<b>99 05 622</b>	<b>19 34 80 054</b>	<b>10 28 43 929</b>
<b>3) Income accrued but not due on Term Deposits/Interest bearing advance to employee</b>	<b>9 41 43 973</b>	<b>9 61 83 372</b>	0	0
<b>4) Interest on Savings Bank Accounts</b>	<b>1 99 573</b>	<b>1 13 664</b>	0	0
<b>5) Others (Specify)</b>	0	0	0	0
<b>Total</b>	<b>14 31 14 727</b>	<b>10 62 02 658</b>	<b>19 34 80 054</b>	<b>10 28 43 929</b>
<b>Transferred to Earmarked / Endowment Funds</b>	<b>14 31 14 727</b>	<b>10 62 02 658</b>	0	0
<b>Balance</b>	0	0	0	0

  
Dy.Registrar(F&A)

  
Registrar (i/c)

  
Director  
09/9/24







National Institute of Technology, Tiruchirappalli-620 015  
SCHEDULE 12 : INTEREST EARNED

Particulars	₹	
	2023-24	2022-23
1) On Savings Accounts with Scheduled Banks	49 50 543	29 09 173
2) On Loans:		
a) Employee/Staff	5 24 955	2 60 363
b) Others	0	0
3) On Debtors, EB (SD) and Other Receivables	8 23 689	4 49 219
<b>Total</b>	<b>62 99 187</b>	<b>36 18 755</b>

  
Dy.Registrar(F&A)

  
Registrar (i/c)

  
Director





# National Institute of Technology, Tiruchirappalli-620 015

## SCHEDULE 13 : OTHER INCOME

Particulars	₹	
	2023-24	2022-23
<b>A. Income from Land &amp; Building:</b>		
1. Hostel Room Rent	9 63 69 682	8 82 15 201
2. License Fee Qtrs	88 81 059	57 53 450
3. Hire Charges of Auditorium/Play Ground/Convention Centre, Commercial Complex	1 61 45 458	1 12 18 230
4. Electricity charge recovered	8 49 35 632	6 71 79 417
5. Water charges recovered	36 42 939	31 97 402
<b>Total (A)</b>	<b>20 99 74 770</b>	<b>17 55 63 700</b>
<b>B. Sale of Institute's Publications (B)</b>	0	0
<b>C. Income from Holding Events:</b>		
1. Gross Receipts from Annual Function/Sports Carnival	0	0
Less: Direct Expenditure incurred on the Annual	0	0
2. Gross Receipts from Fetes	0	0
Less: Direct Expenditure incurred on the Fetes	0	0
3. Gross Receipts from Educational Tours	0	0
Less: Direct Expenditure incurred on the Tours	0	0
4. Others (to be speified and separately disclosed)	0	0
<b>Total (C)</b>	0	0
<b>D. Others:</b>		
1. Income from Consultancy	29 70 202	50 35 874
a) Honorarium to staff	0	0
2. RTI Fees	150	270
3. Income from Royalty	0	0
4. Sale of Application Form (Recruitment)	31 19 716	17 83 443
5. Misc. Receipts (Sale of Tender Form, Waste Paper etc.)	88 60 373	62 01 618
6. Profit on Sale/Disposal of Assets:-		
a) Owned Assets (under buy back purchase)	0	0
b) Assets received Free of Cost	0	0
7. Grants/Donations from Institutions,Welfare Bodies and International Organizations	0	0
8. Other (specify)		
a) Association and cultural fee	2 15 29 213	1 95 43 054
b) QIP Fellowship from AICTE	0	0
<b>Total (D)</b>	<b>3 64 79 654</b>	<b>3 25 64 259</b>
<b>Grand Total (A+B+C+D)</b>	<b>24 64 54 423</b>	<b>20 81 27 959</b>

Dy.Registrar (F&A)

Registrar (i/c)

Director





# National Institute of Technology, Tiruchirappalli-620 015

## SCHEDULE 14 : PRIOR PERIOD INCOME

Particulars	₹	
	2023-24	2022-23
1. Academic Receipts	0	0
2. Income from Investments	0	0
3. Intrest earned	0	0
4. Other Income	19 46 665	39 97 033
Total	19 46 665	39 97 033

  
Dy.Registrar(F&A)

  
Registrar (i/c)

  
Director







**National Institute of Technology, Tiruchirappalli-620 015**  
**SCHEDULE 15 : STAFF PAYMENTS & BENEFITS (Establishment Expenses)**

Particulars	₹	
	2023-24	2022-23
a) Salaries and Wages	107 10 11 372	100 22 42 960
b) Allowances and Bonus	3 65 70 514	1 40 83 479
c) Contribution to Provident Fund/EPF	18 52 975	25 67 234
d) Contribution to Other Fund (NPS)@	8 75 93 073	7 74 84 514
e) Staff Welfare Expenses	92 106	1 32 525
f) Retirement and Terminal Benefits @	97 18 36 474	14 74 98 933
g) LTC Facility	57 33 983	37 89 467
h) Medical Facility	2 91 53 313	3 20 21 020
i) Children Education Allowance	87 66 000	85 27 000
j) Honorarium	17 95 563	17 97 010
k) Others (Specify) Outsources exp.	12 80 59 467	13 36 06 099
<b>Total</b>	<b>234 24 64 840</b>	<b>142 37 50 241</b>

**SCHEDULE 15A : Employees Retirement and Terminal Benefits**

Particulars		₹			
		2023-24			
		Pension	Gratuity	Leave Encashment	Total
Opening Balance as on 1st April		453 72 64 418	36 33 79 796	68 38 35 475	558 44 79 689
Addition: Capitalized value of Contributions received from		16 24 583	0	8 06 027	24 30 610
<b>Total (a)</b>	<b>y</b>	<b>453 88 89 001</b>	<b>36 33 79 796</b>	<b>68 46 41 502</b>	<b>558 69 10 299</b>
Less : Actual Payment during the year (b)		20 28 95 837	3 74 71 471	1 90 78 455	25 94 45 763
<b>Balance available on 31st March (c) (a-b)</b>		<b>433 59 93 164</b>	<b>32 59 08 325</b>	<b>66 55 63 047</b>	<b>532 74 64 536</b>
<b>Provision required on 31st March as per valuation (d)</b>	<b>x</b>	<b>506 33 79 303</b>	<b>46 13 35 493</b>	<b>77 36 20 825</b>	<b>629 83 35 621</b>
A. Provision to be made in the Current year (d-c)		72 73 86 139	13 54 27 168	10 80 57 778	97 08 71 085
B. Contribution to New Pension Scheme		0	0	0	8 75 93 073
C. Medical Reimbursement to Retired Employees		0	0	0	7 75 009
D. Travel to Hometown on Retirement		0	0	0	1 90 380
E. Provision		0	0	0	0
<b>Total (A+B+C+D+E) @</b>		<b>72 73 86 139</b>	<b>13 54 27 168</b>	<b>10 80 57 778</b>	<b>105 94 29 547</b>
<b>(+)Increase/(-)Decrease in Provision for the year</b>	<b>x-y</b>	<b>52 44 90 302</b>	<b>9 79 55 697</b>	<b>8 89 79 323</b>	<b>71 14 25 322</b>

Note: \* Rs 567.76 Crore - Provision for liability towards Retirement Benefits as per Actuarial Valuation has been created in FY 2021-22 and exhibited in Schedule-3 by debiting the Income & Expenditure Account Schedule-15A. Till FY 2020-21 such provision required was being disclosed under Notes on Accounts only. As on 31.03.2024 the Provision for liability towards Retirement Benefit as per Actuarial Valuation Rs.629.83 Crore is provided.

Dy.Registrar (I&A)

Registrar (i/c)



Director




# National Institute of Technology, Tiruchirappalli-620 015


## SCHEDULE 16 : ACADEMIC EXPENSES

Particulars	₹	
	2023-24	2022-23
a) Laboratory Expenses /DOC	69 92 222	75 18 775
b) Field Work / Participation	0	0
c) Seminar / Workshop	4 78 239	10 274
d) Payment to Visiting Faculty (including Examination related)	99 82 847	1 43 93 507
e) Examination	1 07 21 258	0
f) Student Welfare Expenses	4 77 32 868	2 08 70 899
g) Admission Expenses	19 80 214	14 90 317
h) Convocation Expenses	37 52 129	50 97 201
i) Publications	0	0
j) Stipend / Means-cum-Merit Scholarship	30 50 80 619	29 02 65 334
k) Subscription Expenses E-Journals (Out of Total Expenditure of Rs.6,22,42,425 capitlized portion is Rs.3,48,93,557 which is under Sch-4 (Fixexd Assets) for FY 2023-24)	2 73 48 868	4 42 76 471
l) Others (Specify):		
a) Siemens COE Research Expenses	0	0
b) Sports & Games, NCC/NSS, NBA Exp. etc	1 12 83 035	47 43 328
<b>Total</b>	<b>42 53 52 299</b>	<b>38 86 66 106</b>

  
Dy.Registrar(F&A)

  
Registrar (i/c)



  
Director



**National Institute of Technology, Tiruchirappalli-620 015**  
**SCHEDULE 17 : ADMINISTRATIVE AND GENERAL EXPENSES**

Particulars	₹	
	2023-24	2022-23
<b>A Infrastructure</b>		
a) Electricity and Power	12 44 78 102	9 66 58 153
b) Water Charges	2 50 14 390	1 89 10 980
c) Insurance	30 41 903	30 03 242
d) Rent, Rates and Taxes (including Property Tax)	18 58 895	21 39 649
<b>B Communication</b>		
e) Postage & Telegram	2 06 324	3 32 704
f) Telephone Fax and Internet Charges	56 22 104	39 41 428
<b>C Others</b>		
g) Printing and Stationary	52 88 801	23 35 642
h) Travelling and Conveyance Expenses	15 57 861	9 29 249
i) Hospitality	6 53 36 664	22 46 914
j) Auditors Remuneration	1 45 820	1 83 860
k) Professional Charges	8 40 020	35 72 263
l) Advertisement and Publicity	2 13 066	2 40 661
m) Magazines & Journals	2 47 637	3 58 345
n) Others (Specify)	0	0
Board/FC Meeting, Recruitment Expenses etc	61 20 277	31 45 672
Other Expenses (Membership Fee & other Misc. Exp.)	37 42 900	48 23 859
<b>Total</b>	<b>24 37 14 764</b>	<b>14 28 22 621</b>

Dy.Registrar(F&A)

Registrar (i/c)



Director  
09/9/24






# National Institute of Technology, Tiruchirappalli-620 015

## SCHEDULE 18 : TRANSPORTATION EXPENSES

Particulars	₹	
	2023-24	2022-23
<b>1. Vehicles (Owned by Institution):</b>		
a) Running Expenses	6 73 897	11 79 009
b) Repairs & Maintenance	2 35 020	7 42 452
c) Insurance Expenses	0	0
<b>2. Vehicles taken on Rent / Lease:</b>		
a) Rent / Lease Expenses	11 09 604	10 46 786
<b>3. Vehicle(Taxi) hiring Expenses</b>	0	0
<b>Total</b>	<b>20 18 521</b>	<b>29 68 247</b>

  
Dy.Registrar(F&A)

  
N. Omul  
06/09/24  
Registrar (i/c)

  
Director





**National Institute of Technology, Tiruchirappalli-620 015**  
**SCHEDULE 19 : REPAIRS & MAINTENANCE**

Particulars	2023-24	2022-23
a) Buildings	1 10 73 179	1 09 83 125
b) Furniture & Fixtures	6 63 962	4 10 716
c) Plant & Machinery	0	0
d) Office Equipments	8 55 721	3 18 474
e) Computers	77 70 320	70 59 076
f) Laboratory & Scientific equipment	27 50 696	46 51 307
g) Audio Visual equipment	1 92 649	28 684
h) Cleaning Material & Services	0	0
i) Book Binding Charges	0	0
j) Gardening	1 00 03 790	1 21 37 298
k) Estate Maintenance	2 47 29 060	2 74 52 217
l) Others (Specify)	0	0
AMC	2 87 70 317	3 86 17 312
<b>Total</b>	<b>8 68 09 694</b>	<b>10 16 58 209</b>

Dy.Registrar(F&A)

Registrar (i/c)



Director



**National Institute of Technology, Tiruchirappalli-620 015**  
**SCHEDULE 20 : FINANCE COSTS**

Particulars	₹	
	2023-24	2022-23
a) Bank Charges	4 46 348	3 49 780
b) Others:		
i) HEFA Loan Interest	1 58 43 325	1 84 68 667
iii) Interest on Unutilised Project Grant (TAT/MODROB Projects)	0	0
iii) Interest on Unutilised Grant-in-Aid (paid to MoE)	0	0
<b>Total</b>	<b>1 62 89 673</b>	<b>1 88 18 447</b>

  
Dy.Registrar (F&A)

  
Registrar (i/c)

  
Director







# National Institute of Technology, Tiruchirappalli-620 015

## SCHEDULE 21 : OTHER EXPENSES

Particulars	₹	
	2023-24	2022-23
a) Provision for Bad and Doubtful Debts / Advances	0	0
b) Irrecoverable Balances Written-Off	0	0
c) Grants/Subsidies to other Institutions/Organizations	0	0
d) Others	0	0
<b>Total</b>	<b>0</b>	<b>0</b>

  
Dy.Registrar (F&A)

  
Registrar (i/c)

  
Director





# National Institute of Technology, Tiruchirappalli-620 015

## SCHEDULE 22 : PRIOR PERIOD EXPENSES

Particulars	₹	
	2023-24	2022-23
1. Establishment Expenses	0	0
2. Academic Expenses	0	0
3. Administrative Expenses	0	5 80 571
4. Transportation Expenses	0	0
5. Repairs & Maintenance	0	10 29 701
6. Other Expenses (GST Payment)	0	0
Total	0	16 10 272

  
Dy.Registrar(F&A)

  
Registrar (i/c)

  
Director



**SCHEDULES FORMING PART  
OF  
ACCOUNTS**



## **SCHEDULE: 23**

### **SIGNIFICANT ACCOUNTING POLICIES**

#### **1. BASIS FOR PREPARATION OF ACCOUNTS**

The Accounts are prepared under the Historical Cost Convention unless otherwise stated and generally on the Accrual method of accounting.

#### **2. REVENUE RECOGNITION**

- 2.1 Fees from Students (except Tuition Fees), Sale of Admission Forms/Tender Forms and Interest on Savings Bank account are accounted on cash basis. Tuition Fees collected separately for each semester is accounted on accrual basis.
- 2.2 Income from Buildings and Other Property and Interest on Investments are accounted on accrual basis.
- 2.3 Interest on interest bearing advances to staff for House Building, Purchase of Vehicles and Computers is accounted on Cash basis.
- 2.4 Interest on EB deposits with TANGEDCO is accounted on cash basis.

#### **3. FIXED ASSETS AND DEPRECIATION**

- 3.1 The Government of Tamil Nadu had provided land during 1964-65 for the formation of the Institute and the same was taken over by Government of India during 2003-04. The value fixed by State P.W.D. at its inception was ₹47.09 lakhs. The same value is exhibited in the accounts.

- 3.2 Fixed assets are stated at cost of acquisition including inward freight, duties and taxes and incidental and direct expenses related to acquisition, installation and commissioning.
- 3.3 The Completed Capital Deposit works to the value of ₹18.09 Crore added to Fixed assets and the depreciation provided from the year of completion of work.
- 3.4 The total depreciation amounts to ₹31,31,60,490/- for the Year 2023-24, as per Schedule-4, of which ₹30,62,66,842/- is exhibited under Income and Expenditure Account and ₹68,93,648/- charged to the SIEMENS Asset Donated in Capital Fund (Schedule-1) for which the depreciation will be charged till 2029-30.
- 3.5 Fixed assets are valued at cost less accumulated depreciation. Depreciation on fixed assets is provided on Straight line method, at the following rates:

**Tangible Assets:**

1.	Land	0%
2.	Site Development	0%
3.	Buildings	2%
4.	Roads & Bridges	2%
5.	Tube wells & Water Supply	2%
6.	Sewerage & Drainage	2%
7.	Electrical Installation and equipment	5%
8.	Plant & Machinery	5%
9.	Scientific & Laboratory Equipment	8%
10.	Office Equipment	7.5%
11.	Audio Visual Equipment	7.5%
12.	Computers & Peripherals	20%
13.	Furniture, Fixtures & Fittings	7.5%
14.	Vehicles	10%
15.	Lib. Books & Scientific Journals	10%

### Intangible Assets (Amortization):

1. E-Journals 40%
2. Computer Software 40%
3. Patents and Copyrights 9 years

3.6 Depreciation is provided for the whole year on additions during the year.

3.7 Assets created out of R &D Projects are shown separately in the Fixed Asset Schedule 4B. Depreciation is charged at the rates applicable to the respective assets.

3.8 Since there is difficulty in segregating the Fixed Assets purchased out of Sponsored Project Funds from Institute Funds, as some of the Assets were purchased many years ago; the following accounting policy with respect to Fixed Assets of sponsored projects is adopted. On completion of the Project, Assets will be transferred to the Institute Account with Accumulated Depreciation. The Fixed Assets purchased out of Sponsored Project Funds till 2014-15 have been continued to be Accounted as Assets of the Institute and provided Depreciation. The Fixed Assets purchased out of Sponsored Project Funds from 2015-16 have not been Accounted in the Institute Assets and shown in Notes on Accounts.

### 4. STOCK:

The institute is booking expenditure on spare parts, laboratory chemicals, consumables and other stores on cash basis and when purchased and hence no closing stock for the same shown in the Balance Sheet. Franking stamp on hand alone is exhibited in schedule 7(3).

### 5. RETIREMENT BENEFITS

The Liability as on 31<sup>st</sup> March 2024, for Retirement Benefits were ascertained by Actuary. The details are as follows:

Particulars	Current ₹	Non-Current ₹	Total ₹
Gratuity	2,18,65,683	43,94,69,810	46,13,35,493
Leave Encashment	5,68,26,917	71,67,93,908	77,36,20,825
Pension	5,71,65,008	500,62,14,295	506,33,79,303
<b>Total</b>	<b>13,58,57,608</b>	<b>616,24,78,013</b>	<b>629,83,35,621</b>



Provision for liability towards retirement benefits as per Actuarial Valuation stated above has been exhibited in Schedule-3 in the Balance Sheet and it has also been exhibited in Income & Expenditure Account in Schedule 15A from FY 2021-22 onwards.

**6. INVESTMENTS**

All investments are carried at their cost.

**7. EARMARKED/ENDOWMENT FUNDS**

**7.1 Corpus and other funds:**

Contribution to Corpus Fund by appropriation from Income and Expenditure account is made based on the following policy guidelines framed by the Board of Governors: -

- a) 50% of DASA Tuition Fee collection
- b) Overhead charges provided in the R & D sanctions
- c) 50% of Campus Development Fee Collection

**7.2 Staff Development Fund:**

As per the resolution passed on the First Finance Committee 10% of collection in the Engineering Consultancy Centre has been credited to the fund.

Single Bank account is operated for these Funds. Entire amount is kept under investment and the income from investments are apportioned to the individual funds. The balance in the respective Funds is carried forward and is represented on the assets side by the balance at bank, Investments and accrued interest.

### **7.3 Endowment Fund:**

Endowments are funds received from various donors for Prizes and Medals as specified by the donors. The income from investment of each Endowment is added to the Fund. The expenditure on Medals and Prizes is met from the interest earned on investment of the respective Endowment Funds and the balance is carried forward. The balances are represented by Investment and balance in the savings bank account. The interest from investments of the fund is accounted on cash basis.

### **8. GOVERNMENT GRANTS:**

Government Grants are accounted on realization basis. However, where a sanction for release of grant pertaining to the financial year is received before 31<sup>st</sup> March and the grant is actually received in the next financial year, the grant is accounted on accrual basis and an equal amount is shown as Grants receivables under Schedule 8(7.c)

To the extent utilized towards capital expenditure, (on accrual basis) Government grants are transferred to the Capital Fund under Schedule 1. Government grants for meeting Revenue Expenditure (on accrual basis) are treated, to the extent utilized, as income of the year. Unutilized grants are carried forward and exhibited under Schedule 3(6.d) as a liability in the Balance Sheet. With effect from August 2022, the Grant-in-Aid from Central Government is received through Treasury Single Account (TSA), RBI Assignment A/c.

### **9. INVESTMENTS OF EARMARKED FUNDS AND INTEREST INCOME ACCRUED ON SUCH INVESTMENTS:**

Interest received and interest accrued and due on such investments are added to the respective funds and not treated as income of the Institution.

### **10. SPONSORED PROJECTS:**

10.1 In respect of ongoing Sponsored Projects, the amounts/assets received from sponsors and expenditure incurred against such projects are exhibited under Schedule 3A.

10.2 Similarly Fellowships and Scholarships are exhibited under Schedule 3B.


## 11. INCOME TAX

11.1 The income of the Institution is exempt from Income Tax under Section 10(23C)(iiiab) of the Income Tax Act. No provision for tax is therefore required to be made in the accounts.

11.2 The Institute is registered under section 12AA of the Income Tax Act, 1961 vide DIN & Order No.ITBA/EXM/S/12AA/2020-21/1030087542(1) dated 25/01/2021

11.3 The Institute has obtained approval under section 80G(5)(vi) of the Income Tax Act, 1961 vide DIN & Order No.ITBA/EXM/S/80G/2020-21/1030546628(1) dated 11/02/2021.

  
Dy. Registrar (F&A)

  
Registrar (i/c)

  
Director





## SCHEDULE: 24

### CONTINGENT LIABILITIES AND NOTES TO ACCOUNTS

#### A. CONTINGENT LIABILITY

A) The details of the pending Court cases as on 31st March, 2024 filed against the institution which were pending for decisions and the quantum of the claims that could not be ascertained is stated below:

Cases filed by	Number of cases
Faculty Members	9
Non-Teaching Staff	2
Others	22
<b>Total</b>	<b>33</b>

#### B. NOTES TO ACCOUNTS

##### 1. CAPITAL COMMITMENTS:

All major construction works are being executed by the CPWD, Trichy Central Division functioning in the campus on deposit work basis as per the directive of Ministry of Education (MoE), New Delhi. The deposits released to CPWD during the year 2023-24 is ₹ 42.44 crore (Grant: 6.84 Cr, HEFA: 35.00 Cr, IRG: 0.60 Cr) The completed deposit works to the value of ₹ 18.09 Crore is added to the Fixed Assets in 2023-24. As on 31.03.2024, the total work-in-progress is Rs.148.18 Crore and the balance deposit available with CPWD is Rs.26.73 Crore.

##### 2. FIXED ASSETS:

2.1 Additions in the year to Fixed Assets in Schedule 4 include Assets purchased out of Capital Grant, IRG & HEFA Loan ₹ 35.61 Crore.

2.2 In the Balance Sheet as on 31.03.2014 and the Balance Sheets of earlier years, Fixed Assets created out of Plan funds, Fixed Assets created out of Non Plan funds and other funds were not exhibited distinctly. The additions during the years from 2014-15, from Plan funds and other funds, and the depreciation on those additions respectively have been exhibited in Sub Schedule 4A and 4B.

2.3 Fixed assets as set out in Schedule 4 does not includes assets purchased out of Funds of TEQIP Project, a Centrally Sponsored Scheme, being implemented as a World Bank Assistant Project, held and used by the Institution.

The details of such Assets are:

Assets	Original cost as on 1.4.2021	Additions during year 2021-22	Deductions during year 2021-22	Total as on 31.3.2022 *
	₹	₹	₹	₹
Building	1,24,61,820	-	-	1,24,61,820
Electrical Installation	3,49,973	-	-	3,49,973
Equipment & Tools	21,39,99,281	-	-	21,39,99,281
Computers & Peripherals	76,02,470	-	-	76,02,470
Computer Software	1,07,78,288	-	-	1,07,78,288
Furniture & Fixtures	47,96,678	-	-	47,96,678
Library Books	2,77,31,981	-	-	2,77,31,981
<b>Total</b>	<b>27,77,20,491</b>	<b>-</b>	<b>-</b>	<b>27,77,20,491</b>

\* The TEQIP scheme had been completed and over in FY 2021-22.

2.4 Fixed assets in Schedule 4 does not includes assets purchased out of Funds of Sponsored Projects during the year 2023-24

The details of such Assets are:

Assets	Original cost as on 1.4.2023	Additions during year 2023-24	Deduction/ Capitalized	Total	Notional Depreciation Opening Balance	Notional Depreciation for the year 2023-24	Deduction/ Acc. Depreciation	Total Notional Depreciation	Total Book value as on 31.3.2024
	₹	₹	₹	₹	₹	₹	₹	₹	₹
Equipment & Tools	16,37,68,023	1,80,91,422	0.00	18,18,59,445	5,30,36,259	1,45,48,755	0.00	6,75,85,014	11,42,74,431
Computers & Peripherals	2,13,55,040	20,17,672	0.00	2,33,72,712	1,20,99,681	30,85,218	0.00	1,51,84,899	81,87,813
Computer Software	33,41,188	0.00	0.00	33,41,188	33,41,188	0.00	0.00	33,41,188	0.00
Audio Visual Equipment	22,47,056	0.00	0.00	22,47,056	1,68,529	1,68,529	0.00	3,37,058	19,09,998
Electrical Installation and Equipment	70,52,531	46,90,406	0.00	1,17,42,937	3,52,627	5,87,147	0.00	9,39,774	1,08,03,163
Furniture & fittings	24,800	0.00	0.00	24,800	1,860	1,860	0.00	3,720	21,080
Office Equipment	17,250	0.00	0.00	17,250	1,294	1,294	0.00	2,588	14,662
Plant & Machinery	2,07,000	35,49,640	0.00	37,56,640	10,350	1,87,832	0.00	1,98,182	35,58,458
<b>Total</b>	<b>19,80,12,888</b>	<b>2,83,49,140</b>	<b>0.00</b>	<b>22,63,62,028</b>	<b>6,90,11,788</b>	<b>1,85,80,635</b>	<b>0.00</b>	<b>8,75,92,423</b>	<b>13,87,69,605</b>

2.5 **SIEMENS - COE Accounts** - Treatment in Institute Accounts for the Total Funds of ₹20,64,60,197/- released by the Institute through Ministry of Education (MoE) Grants during the year 2017-18 and 2018-19.

NITT Portion	Amount ₹	2017-2018			2018 - 2019		
		Capital	Revenue	WIP	Capital	Revenue	Current Assets & Advances
Service	24856740	-	-	24856740	-	8285580	16571160
IP (Research)	51488606	-	1716287	49772319	51488606	-	-
Software	64305981	46809354	-	-	17496627	-	-
Hardware	65808870	-	-	65808870	65808870	-	-
<b>Total</b>	<b>206460197</b>	<b>46809354</b>	<b>1716287</b>	<b>140437929</b>	<b>134794103</b>	<b>8285580</b>	<b>16571160</b>

NITT Portion	Amount ₹	2019-20			2020-21		2021-22 & 22-23		Exhibition in Annual Accounts
		Capital	Revenue	Current Assets & Advances	Revenue	Current Assets & Advances	Revenue	Current Assets & Advances	
Service	24856740	-	8285580	8285580	8285580	0	0	0	Schedule 16 and 8
IP (Research)	51488606	-	-	-	-	-	-	-	Schedule 4 and 1
Software	64305981	-	-	-	-	-	-	-	
Hardware	65808870	-	-	-	-	-	-	-	
<b>Total</b>	<b>206460197</b>	<b>-</b>	<b>8285580</b>	<b>8285580</b>	<b>8285580</b>	<b>0</b>	<b>0</b>	<b>0</b>	

2.6 **Siemens grant and treatment of assets in NITT's books of accounts**

An agreement among NITT, Siemens Industry Software (India) Private Limited (SISW) and Advanced Manufacturing, Automation & Robotic Technology (AMER Tech) entered on 18.08.2017 to set up State of Art of Excellence-Center of Excellence (COE) in manufacturing technology at NITT. As per the agreement to set up COE, AMER Tech would supply an amount of ₹ 172.34/-crore in form of material (software, hardware and courseware). NITT has made payment of ₹ 20.64/- crore (Inclusive of tax) as its contribution. The Treatment of Siemens Grant in the NITT Books of Accounts is as detailed below: -

Siemens Portion	Amount ₹	2017 - 2018			2018 - 2019			Exhibition in Annual Accounts 2018 - 19
		Capital	Project	Balance	Capital	Project	Balance	
Service	39771155	-	-	39771155	-	39771155	-	Schedule 3(a) and 8
IP (Research)	758301225	-	649960116	108341109	-	108341109	-	
Software	839168902	839168902	-	-	-	-	-	Schedule 4 and 1
Hardware	86170594	-	-	86170594	86170594	-	-	
<b>Total</b>	<b>1723411876</b>	<b>839168902</b>	<b>649960116</b>	<b>234282858</b>	<b>86170594</b>	<b>148112264</b>	<b>-</b>	



### **3. EXPENDITURE IN FOREIGN CURRENCY:**

- a. Telegraphic Transfer
- b. Foreign Drafts etc.
- c. Others.

Expenditure and Earnings are recorded at the prevailing rate on the date of the transaction based on the demands raised by State Bank of India, Heavy Electricals, Kailasapuram branch.

### **4. CURRENT ASSETS, LOANS, ADVANCES AND DEPOSITS**

In the opinion of the Management, the current assets, Loans, Advances and Deposits have a value on realization in the ordinary course, equal at least to the aggregate amount shown in the Balance Sheet.


### **5. HEFA LOAN**


Institute has entered into an MoU with HEFA for enhancing Centre of Dynamic Excellence, Interdisciplinary Research Centre's & Lab's, Infrastructure Projects, IT Infrastructure and Smart Class. HEFA has sanctioned ₹51.60 crores for Phase I, ₹21.37 crores for phase II and ₹76.69 crores for phase III through Window-I (100% principal repayment will be paid by Institute from IRG and the Interest portion will be paid out of Grant). The Details of Loan Sanctioned, Availed and Repaid etc. are disclosed under Schedule-2(HEFA).

6. The details of balances in Saving Bank Accounts, Current Accounts and Fixed Deposit Accounts with Banks are enclosed as attachment 'A' to the Schedule of Current Assets Schedule 7.
7. Previous year's figures have been regrouped wherever necessary.
8. Figures in the Final accounts have been rounded off to the nearest rupee.
9. Schedules 1 to 24 are annexed to and form an integral part of the Balance Sheet at 31<sup>st</sup> March 2024 and the Income & Expenditure account for the year ended on that date.

10. As the Provident Fund Account and the New Pension Scheme Account are owned by the members of those funds and not by the Institution, these accounts were separated from Institutions' Accounts from 2014-15. A Receipts & Payments Accounts an Income & Expenditure Account (on Accrual Basis) and a Balance Sheet of the Provident Fund Account as well as the New Pension Scheme for the year 2023-24 have been attached, to the Institutions' Accounts.

  
Dy. Registrar (F&A)

  
Registrar (i/c)

  
Director



**RECEIPTS AND PAYMENT ACCOUNT**





**National Institute of Technology, Tiruchirappalli-620 015**  
**Receipts and Payments Accounts for the Period/Year Ended on 31-03-2024**

	₹	₹	₹		₹	₹	₹
Receipts	Institute	R&C	2023-24	Payments	Institute	R&C	2023-24
<b>I. Opening Balance</b>				<b>I. Expenses</b>			
a) Cash Balance	0	0	0	a) Establishment Expenses	148 36 94 391	0	148 36 94 391
b) Bank Balance:				b) Academic Expenses	40 37 15 481	0	40 37 15 481
i. In current accounts	64 11 562	1 27 86 368	1 91 97 930	c) Administrative Expenses	22 85 79 998	10 048	22 85 90 048
ii. Savings accounts	21 84 60 617	15 02 96 403	36 87 57 020	d) Transportation Expenses	18 13 681	0	18 13 681
iii. In Deposit accounts	0	0	0	e) Repairs & Maintenance	7 82 91 648	0	7 82 91 648
<b>II. Grants Received</b>				f) Prior Period Expenses	0	0	0
a) From Govt of India	254 12 61 391	0	254 12 61 391	g) Finance cost	1 52 08 070	0	1 52 08 070
Grant receivable received	0	0	0	<b>II. Payments Against Earmarked/Endowment Funds</b>	6 24 634	13 85 025	20 09 659
b) From State Government	0	0	0	<b>III. Payments Againsts Sponsord Projects/Schemes :</b>	0	9 02 12 602	9 02 12 602
c) From other Sources	0	0	0	(Fixed Assets-R & C: Rs.2,83,49,140/-)			
<b>III. Academic Receipts</b>	58 64 45 635	0	58 64 45 635	<b>IV. Payment against Sponsored Fellowships/Scholarships</b>	3 07 84 766	0	3 07 84 766
<b>IV. Receipts Against Earmarked/Endowment Funds</b>	10 68 59 332	19 06 687	10 87 66 019	<b>V. Investments and Deposits made</b>			
<b>V. Receipts Againsts Sponsord Projects/Schemes</b>	0	8 47 96 854	8 47 96 854	a) Out of Earmarked/Endowments Funds	164 35 20 166	0	164 35 20 166
				b) Out of own funds (others)	0	0	0
<b>VI. Receipts against Sponsored Fellowships/Scholarship</b>	3 10 50 659	0	3 10 50 659	<b>VI. Term Deposits with Scheduled Banks</b>	302 50 67 764	0	302 50 67 764
<b>VII. Income Investments From</b>				<b>VII. Expenditure on fixed Assets and capital works-in Progress:</b>			
a) Earmarked/Endowment funds	14 48 46 048	0	14 48 46 048	a) Fixed Assets	14 52 04 503	0	14 52 04 503
b) Other Investments	13 71 38 261	0	13 71 38 261	b) Capital Works-in Progress (CPWD Deposits)	42 43 85 050	0	42 43 85 050
<b>VIII. Interest Received on</b>				<b>VIII. Other Payments including statutory payments</b>	27 76 14 031	2 66 73 126	30 42 87 157
a) Bank Deposits/EB Deposit	0	39 11 228	39 11 228	<b>IX. Refunds of Grants</b>	0	0	0
b) Loans and Advances	5 24 955	0	5 24 955	<b>X. Deposits and Advances</b>	16 63 48 894	0	16 63 48 894
c) Savings Bank Accounts	49 50 543	41 63 556	91 14 099	<b>XI. Other Payments.- Sundry Creditors</b>	23 71 10 558	4 83 93 896	28 55 04 454
<b>IX. Investments encashed</b>	137 60 86 627	0	137 60 86 627	<b>XII. Closing Balances</b>			
<b>X. Term Deposits with Scheduled Banks encashed</b>	212 08 83 093	0	212 08 83 093	a) Cash in hand	0	0	0
<b>XI. Other Income(inc.Prior period income)</b>	24 73 06 523	6 44 64 629	31 17 71 152	b) Bank Balance:			
<b>XII. Deposits and advances</b>	15 77 62 480	0	15 77 62 480	in Current Accounts	78 21 915	78 76 567	1 56 98 482
<b>XIII. Miscellaneous Receipts including statutory receipts</b>	27 74 70 874	2 80 33 833	30 55 04 708	in Savings Accounts	14 83 61 098	17 58 08 295	32 41 69 393
<b>XIV. Any Other Receipts</b>				in Deposit Accounts	0	0	0
From HEFA Loan/CPWD refund	35 74 27 225	0	35 74 27 225				
Others	32 60 822	0	32 60 822				
<b>Total</b>	<b>831 81 46 648</b>	<b>35 03 59 559</b>	<b>866 85 06 207</b>	<b>Total</b>	<b>831 81 46 648</b>	<b>35 03 59 559</b>	<b>866 85 06 207</b>

*[Signature]*  
Dy.Registrar(F&A)

*[Signature]*  
Registrar (i/c)

*[Signature]*  
Director



# **GPF AND NPS ACCOUNTS**



**National Institute of Technology, Tiruchirappalli-620 015**  
**Provident Fund Account Balance Sheet as at March 31, 2024**

₹ ₹

Liabilities	2023-24	2022-23	Assets	2023-24	2022-23
<b>GPF</b>					
Opening Balance	24 07 95 491	24 03 96 703	Investment	25 64 35 147	25 22 65 992
Less: Subscription for March 2023	40 12 016	37 95 141	Int. accrued as on 31-03-2024	63 49 814	54 74 360
Add: Subscriptions in the year	4 74 04 768	4 87 46 373	Subscription Due in the Year	0	0
Add: Subscription March 2024 (Receipt)	40 000	40 000	Subscription Due for March, 2023	0	0
Add: Subscriptions for March 2024	38 81 147	39 72 016	<b>GPF</b>	39 21 147	40 12 016
Add: Interest Credited	1 63 30 471	1 61 13 744	CPF	0	0
Less: Advance / Withdrawal	5 59 59 266	6 46 78 204	UC due to CPF	0	0
<b>Closing Balance</b>	<b>24 84 80 595</b>	<b>24 07 95 491</b>	NPS-II	0	0
			Tax Recovered from interest on investments	0	0
<b>CPF</b>					
Opening Balance	0	0	<b>Cash at Bank</b>		
Less: Subscription for March 2020	0	0	SBI, Branch-I	57 01 039	13 33 938
Add: Subscriptions in the year	0	0	Other Bank	0	0
Add: Subscriptions for March 2021	0	0			
Add: Interest Credited	0	0			
Less: Advance / Withdrawal	0	0			
<b>Closing Balance</b>	<b>0</b>	<b>0</b>			
<b>University Contribution(CPF)</b>					
Opening Balance	0	0			
Less: Subscription for March 2022	0	0			
Add: Subscriptions in the year	0	0			
Add: Subscriptions for March 2023	0	0			
Add: Interest Credited	0	0			
Less: Advance / Withdrawal	0	0			
<b>Closing Balance</b>	<b>0</b>	<b>0</b>			
<b>NPS Tier-II Account</b>					
Opening Balance	0	0			
Less: Subscription for March 2022	0	0			
Add: Subscriptions in the year	0	0			
Add: Subscriptions for March 2023	0	0			
Add: Interest Credited	0	0			
Less: Advance / Withdrawal	0	0			
<b>Closing Balance</b>	<b>0</b>	<b>0</b>			
<b>Interest Reserve</b>					
Opening Balance	2 22 90 815	2 44 72 236			
Add: Excess of income over Expenditure	16 35 737	- 21 81 421			
<b>Closing Balance</b>	<b>2 39 26 552</b>	<b>2 22 90 815</b>			
<b>Total</b>	<b>27 24 07 147</b>	<b>26 30 86 306</b>	<b>Total</b>	<b>27 24 07 147</b>	<b>26 30 86 306</b>

*[Signature]*  
Dy. Registrar (F&A)

*N. Dind*  
Registrar (i/c)

*[Signature]*  
Director





# National Institute of Technology, Tiruchirappalli-620 015

Provident Fund Account Income and Expenditure Account for the year ended on March 31, 2024

	₹	₹		₹	₹
Expenditure	2023-24	2022-23	Income	2023-24	2022-23
<b>Interest Credited to:</b>			Interest earned on Investment	1 70 50 754	1 42 10 344
GPF Account	1 79 26 208	1 61 13 744	Add: Interest Accrued on March24	63 49 814	54 74 360
CPF Account	0	0	Add: Tax recovered on interest-Refund to be obtained	0	0
University Contribution(CPF)	0	0			
NPS Tier-II Account	0	0	Less: Interest accrued for March23	54 74 360	57 52 381
Excess of Income over Expenditure	0	0	Excess of Expenditure over Income	0	21 81 421
<b>Total</b>	<b>1 79 26 208</b>	<b>1 61 13 744</b>	<b>Total</b>	<b>1 79 26 208</b>	<b>1 61 13 744</b>

  
Dy.Registrar (F&A)

  
Registrar (i/c)

  
Director







**National Institute of Technology, Tiruchirappalli- 620015**  
**Provident Fund Account Receipts and Payments Accounts for the Financial Year 2023-24**

₹		₹			₹	
Receipts	2023-24	2022-23	Payments	2023-24	2022-23	
Opening Balance as on 1st March			GPF Adv./Withdrawal	5 75 80 826	6 46 78 204	
SBI, Branch - I	13 33 938	44 92 196	CPF Adv./Withdrawal	0	0	
SBI, Branch - II	0	0	NPS Tier-II	0	0	
Bank	0	0	University Contribution Withdrawal	0	0	
GPF Subscription	4 74 44 768	4 87 56 373	Investment during the year	24 88 17 963	25 76 46 769	
GPF Subscription (Mar 2024 Dr. G.Kannabiran)	40 000	40 000				
CPF Subscription	0	0				
CPF University Contribution	0	0				
NPS Tier-II Account	0	0	Closing Balance as on 31-03-2024			
Investment Encashed	24 46 48 808	25 61 59 998	SBI, Branch-I	41 19 479	13 33 938	
Interest Received	1 70 50 754	1 42 10 344	Bank	0	0	
<b>Total</b>	<b>31 05 18 268</b>	<b>32 36 58 911</b>	<b>Total</b>	<b>31 05 18 268</b>	<b>32 36 58 911</b>	

Dy.Registrar(P&A)

Registrar (i/c)

Director





# National Institute of Technology, Tiruchirappalli-620 015

## NPS Tier-I Account Balance Sheet as at March 31, 2024

Liabilities	₹		Assets	₹	
	2023-24	2022-23		2023-24	2022-23
<b>NPS Tier-I Account</b>			<b>NPS Tier-I Account</b>		
Opening Balance	1 25 02 113	1 26 77 429	Subscription due for 31-03-24	53 82 112	48 75 037
Less: Subscription for March 23	48 75 037	41 37 980			
Add: Subscriptions & Contribution	14 29 03 584	13 05 45 626	Investment	0	0
Add: Interest Credited	0	0	Interest Accrued but not due	0	0
Less: Transferred to NSDL	14 99 94 750	13 14 57 999	Balance at Bank	27 87 838	97 47 655
Add: Subscription UC for 31-03-24	53 82 112	48 75 037			
<b>Closing Balance</b>	<b>59 18 022</b>	<b>1 25 02 113</b>			
<b>Excess of income over Expenditure:-</b>					
Balance As on 01-04-2023	21 20 579	19 83 946			
Add: During the Year	1 31 349	1 36 633			
Less: Excess of Expenditure over Income	0	0			
Closing Balance	22 51 928	21 20 579			
<b>Total</b>	<b>81 69 950</b>	<b>1 46 22 692</b>	<b>Total</b>	<b>81 69 950</b>	<b>1 46 22 692</b>

Dy.Registrar(F&A)

Registrar (i/c)

Director







## National Institute of Technology, Tiruchirappalli-620 015

NPS Tier- I Account Income and Expenditure Account for the Financial year 2023-24

Expenditure	₹		Income	₹	
	2023-24	2022-23		2023-24	2022-23
<b>Interest Credited to:</b>			Interest earned on Investment/Savings Bank	1 31 614	1 33 633
Subscribers' Accounts	0	0			
Bank Charges	266	0	Less: Interest accrued for 31-03-23	0	0
			Interest accrued but not due	0	0
Excess of Income over Expenditure	1 31 349	1 33 633	Excess of Expenditure over Income	0	0
<b>Total</b>	<b>1 31 614</b>	<b>1 33 633</b>	<b>Total</b>	<b>1 31 614</b>	<b>1 33 633</b>

  
Dy.Registrar(F&A)

  
Registrar (i/c)

  
Director





**National Institute of Technology, Tiruchirappalli-620 015**  
**NPS Tier- I Account Receipts and Payments Accounts for the Financial Year 2023-24**

	₹	₹		₹	₹
Receipts	2023-24	2022-23	Payments	2023-24	2022-23
Opening Balance as on 1st April			Investment	0	0
NPS Tier - I Account	97 47 655	1 05 23 395	Withdrawal/Refund to NSDL	14 99 94 750	13 14 57 999
Own Subscription	5 70 23 282	5 41 85 797	Bank Charges	265	0
University Contribution	8 58 80 302	7 63 59 829			
Interest Received on Investment	0	0			
Interest on Savings bank Account	1 31 614	1 36 633			
Investment Encashed	0	0	Closing Balance as on 31st March	27 87 838	97 47 655
<b>Total</b>	<b>15 27 82 853</b>	<b>14 12 05 654</b>	<b>Total</b>	<b>15 27 82 853</b>	<b>14 12 05 654</b>

Dy.Registrar(F&A)

Registrar (i/c)

Director

