

NATIONAL INSTITUTE OF TECHNOLOGY, TIRUCHIRAPPALLI-62015
Tamil Nadu

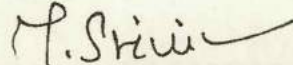


ANNUAL STATEMENT OF ACCOUNTS
2005-2006

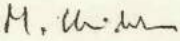
Sl.No	Contents	Page No.
01	Balance Sheet as on 31.03.2006	2-4
02	Notes on Accounts	5-9
03	Income and Expenditure Account	10-12
04	Receipts and Payments Account	14-15
05	Schedules	16-46

NATIONAL INSTITUTE OF TECHNOLOGY, TIRUCHIRAPPALLI
BALANCE SHEET AS ON 31.03.2006

Sl. No.	LIABILITIES	Sch. No.	Current year 2005-2006		Previous year 2004-2005	
			Rs.	Rs.	Rs.	Rs.
1.	Capital Fund	1		93,74,49,451		76,86,86,065
	a. Amount utilized for Capital Expr.					
	Unsecured loan	1		82,25,159		✓ 82,25,159
	b. Corpus & Other Funds	1		9,86,61,518		7,74,41,874
	c. Income and Expenditure A/C					
	Opening Balance as on 01.04.05	1A	10,20,95,962		2,97,46,411	
	LESS : Claims receivable 2003-04 withdrawn		75,12,726	5,62,50,834	7,23,49,551	10,20,95,962
	Less: Excess of Expr. over income Brought forward		3,83,32,402			
2.	Unutilised Grants from MHRD Projects/TEQIP/Plan					
	a. TEQIP Project	1A	10,31,05,531		16,18,17,296	
	b. Plan fund	1A	1,73,20,094		1,48,87,969	
	c. MHRD projects	1A	1,83,16,928	13,87,42,553	2,09,91,207	✓ 19,76,96,472 ✓
3.	General Provident Fund (GPF)	3A		5,88,84,405		✓ 5,21,36,437 ✓
4.	Contributory Provident Fund	3A		1,53,98,244		✓ 1,31,77,815 ✓
5.	New Pension Scheme Fund	3A		1,38,892		---
6.	Project & Consultancy Fund (ECC)	3A		1,04,96,350		1,04,96,350 ✓
7.	Unutilised grants from other Organizations	2		97,81,852		✓ 1,18,95,274 ✓
8.	Other adjustable Accounts	3		80,59,049		26,39,637
9.	Refundable Deposits	4		2,69,61,700		2,71,68,234
10.	Endowment Fund	5		4,32,565		✓ 3,43,742 ✓
11.	Sundry Creditors	4		8,16,79,923		12,03,92,527
	TOTAL			145,11,62,495		139,23,95,548


DY. REGISTRAR(Accts)


REGISTRAR
REGISTRAR
National Institute of Technology
Tiruchirappalli-620 015.


DIRECTOR
DIRECTOR
National Institute of Technology
Tiruchirappalli-620 015.


NATIONAL INSTITUTE OF TECHNOLOGY, TIRUCHIRAPPALLI
BALANCE SHEET AS ON 31.03.2006

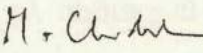
Sl. No.	ASSETS	Sch. No.	Current year 2005-2006 Rs.		Previous year 2004-2005 Rs.	
1.	Fixed Assets:					
	Land	1		47,09,795		47,09,795
2.	Buildings:					
	a. Works Completed	7		19,58,44,031		19,44,31,449
	b. Works in progress CPWD	7	8,79,99,029			14,90,43,322
	c. Works in progress by EM Dept.	44	83,82,630	9,63,81,659		
	d. Deposit with CPWD for Works	7		14,49,52,352		-----
3.	Equipment received as donation (Indo UK)	14		1,62,02,177		1,62,02,177
4.	Equipment out of TEQIP(world bank)	14		4,36,64,688		21,19,378
	Equipment & Tools					
5.	Department & Centre	8		17,19,00,562		16,24,62,894
6.	Other Sections	9		2,10,33,749		1,67,68,880
7.	Special Grant from MHRD	14		15,20,79,641		14,99,11,877
8.	Augmentations of Lab. Workshops	10		4,95,88,629		4,42,98,429
9.	Projects & Consultancy Equipments & Tools	14		1,05,85,615		1,04,96,350
10.	Motor Vehicles	14A		29,90,300		24,85,231
11.	Furniture & Fixtures	11		92,28,266		66,40,951
			C/o	91,91,61,464	C/o	75,95,70,733

NATIONAL INSTITUTE OF TECHNOLOGY, TIRUCHIRAPPALLI
BALANCE SHEET AS ON 31.03.2006

Sl. No.	ASSETS	Sch. No.	Current year 2005-2006		Previous year 2004-2005	
			Rs		Rs.	
			B/Fd	91,91,61,464	B/Fd	75,95,70,733
12.	Library Books	12		6,87,368		3,72,368
13.	TREC-STEP	13		6,00,000		6,00,000
14.	Library Books out of grants	15		93,07,425		92,30,425
15.	Library Books received as donations (Indo UK Projects)	15A		11,24,545		11,24,545
16.	Library Books out of TEQIP (world bank)	15B		1,48,83,073		60,13,153
17.	Advances A/c.	16		36,77,632		38,40,283
18.	Recoverable deposits	17		98,91,035		24,19,555
19.	Fixed Deposits/Investments	18		17,22,65,022		8,24,74,421
20	Misc. Expenses(Prepaid Expenses/ Claims receivable)	19		76,500		75,89,226
21	Sundry Debtors	19A		26,43,320		2,16,33,843
22.	Accrued Interest	3A		40,49,000		58,47,649
23	Grant Cheque in Transit	19B		---		12,25,00,000
23.	Closing Balance:					
	Cash in Hand	20	17,581		49,161	
	Cash at Bank	20	31,27,78,530	31,27,96,111	36,91,30,186	36,91,79,347
	TOTAL			145,11,62,495		139,23,95,548


DEPUTY REGISTRAR (Accts)


REGISTRAR


DIRECTOR

REGISTRAR
National Institute of Technology
Tiruchirappalli-620 015

DIRECTOR
National Institute of Technology
Tiruchirappalli-620 015.

NOTES ON ANNUAL ACCOUNTS 2005-2006

The National Institute of Technology, Tiruchirappalli is established by an act of Parliament by upgrading the erstwhile Regional Engineering Colleges during the year 2003-2004. The institute having accorded deemed university status to provide for instructions and research in Engineering , Science and Technology and is fully funded by the Government of India, Ministry of Human Resource Development. The Institute prepares its annual accounts as per the format provided by the Government of India, Ministry of Human Resource Development, New Delhi in consultation with the Comptroller and Auditor General of India and communicated to the Institute vide letters.no.F.3-2/2006 – IFD , dated 6-2-2006 and 1-3-2006.

The Institute maintains separate bank accounts for the funds received from Government of India, Ministry of Human Resource Development, New Delhi as Grant-in-aid. Further the Institute is maintaining the following accounts separately for each head .

Sl.No	Head of Account	Name of the Bank
1.	Non- Plan Recurring	State Bank of India, NITT, Branch
2.	Plan : Equipment	-do-
3.	Plan : Building	-do-
4.	Student Activity Fee Account	-do-
5.	Refundable Deposit Accounts	-do-
6.	TEQIP Project Account	-do-
7.	Scholarships Account	-do-
8.	P.G.Courses Account	-do-
9.	MHRD funded R&D projects	-do-
10	Examination Fee Account	-do-
11.	Engineering Consultancy Centre Account	-do-

12.	Institute Fee fund Account	-do-
13.	Corpus , Other Fund Accounts	-do-
14.	Retirement Benefit fund Accounts	-do-
15.	House Building Advance Account	-do-
16.	Research & Development Projects from Various Agencies	-do-
17.	CEESAT fund	-do-
18.	GRANT ACCOUNT	Canara Bank,R.J.Br. Trichy

The Institute prepares separate statement of Receipts and Payments Account for all the above said accounts. Consolidated statement of accounts is then prepared . The financial statements have been prepared under historical cost and on the principles of on going concern.

1. SIGNIFICANT ACCOUNTING POLICIES :

The institute is maintaining all the accounts on accrual basis except TEQIP (World Bank) project Account .

Hostel and mess account run on students collection on dividing system is consistently maintained outside the purview of Institute accounts from inception to tilldate.

2. VALUATION OF FIXED ASSETS :

a). The Government of Tamil Nadu, PWD as its share for the formation of the Institute had provided the land and its value fixed by them Rs.47,09,795/- is shown in the Balance Sheet since its inception.

b),Fixed Assets are exhibited on cost basis without any depreciation. It was decided to form a committee to identify and value Buildings, Equipment & Machinery, Furniture & Fixtures etc. The committee is being formed to look into the matter.

c) Institute land about 83 acres leased out by erstwhile RECT to Deeran Chinnamalai Transport Corpn.(Now TNSTC) , Irrigation Management Training Institute and TREC STEP on long term basis.

3. MODE OF INVENTORY VALUATION :

The institute is booking consumables on cash basis as and when purchased and hence no closing stock for consumables is shown in the Balance Sheet.

4. FUNDS RECEIVABLE :

All the grants were sanctioned and received within the financial year 2005-06 and there were no cheques in transit.

5. SUNDRY DEBTORS

A case of misappropriation of cash by the then cashier amounting to Rs.5.82 lakhs noticed during 2003-2004 and the cashier obtained the stay from High Court of Madras Madurai Branch against taking disciplinary proceedings on him. However the case was referred to CBI for investigation and the matter is under trail in the CBI Court ,Madurai. The cashier had remitted so far Rs.2.27 lakhs and the balance is due.

6. INVESTMENTS :

All the investments are made on long term basis ,in Banks and in approved securities as per Government of India guidelines are valued at cost.

7. PURCHASES

All capital purchases including Library books purchased were capitalized.

8. DEPOSITS WITH CPWD :

(i) The amount of Rs.14.49 Crores was shown as deposit with CPWD as per the details available as on 31-3-2006 . The E.E.,CPWD, Madurai Central Divn. And EE(Elect.) CPWD ,Coimbatore were already addressed for confirmation our figures.

(ii) Renovation / Repairs and Maintenance includes facilities / amenities created out of Non Plan Grant sanctioned specifically and received from Government of India during 2004-05. This has been capitalized during 2005-06.

9. RETIREMENT BENEFITS :

Provision for the retirement Benefits such as Gratuity, Commutation of Value of pension etc. payable to the employees retired as on 31-3-2006 are made.

10. A. CONTINGENT LIABILITIES :

There is no claim pending on account of disputed items in respect of Government dues towards taxes etc. except for the backwages payable as per the award of the labour court, Tiruchirappalli in respect of an employee. As the Institute obtained a stay at the High Court of Madras , no provision was made.

B. CAPITAL COMMITMENTS:

All Construction works estimated value of more than Rs.30.00 lakhs are being entrusted to CPWD on deposit work basis.

11. CORPUS FUND

During the year 2005-06, an amount of Rs.2.12 Crores was added to this funds based on the resolutions passed.

12. CURRENT ASSETS, LOANS AND ADVANCES

The current assets, loans and advances are valued on actuals.

13. TAXATION :

As per section 10(23 C) Sub section (iii) (a & b) of Income Tax 1961 , the institute being an educational institution is exempted from payment of tax and hence no provision has been made for Income Tax.

14. FOREIGN EXCHANGE TRANSACTIONS :

Expenditure and Earnings are recorded at the prevailing rate on the date of the transaction based on State Bank of India, HEK , Foreign Exchange Branch , Trichy demands.

15. REMUNERATION TO AUDITORS

Approximate amount of Rs. 1.88 lakhs was provided for audit fee payable for the year 2005-06 to the Accountant General, Audit I, Chennai.

16. PROJECTS & CONSULTANCY :

Letter of credits worth Rs.1.30 Crore have been established as on 31-3-2006 under TEQIP World Bank project for which deposit has been made with the SBI HEK foreign exchange branch .

17. GENERAL :

(i) A separate Internal Audit section had been formed with effect from January 2006 and the work of Internal audit had since been commenced.

(ii) While Insurance to Motor Vehicles, Mediclaim for students are continued, effective steps are also being taken to insure the buildings and sophisticated equipment.

(iii) Annual Physical Verification of Assets for the year 2005-06 had already been commenced by interdepartment staff and is in progress.

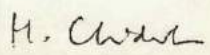
---- & ----

NATIONAL INSTITUTE OF TECHNOLOGY, TIRUCHIRAPPALLI
INCOME AND EXPENDITURE ACCOUNT FOR THE YEAR ENDED 31.03.2006

SL.No	PARTICULARS	Schedule/ Column	Current year 2005-2006		Previous Year 2004-2005	
1	<u>I. NON-PLAN (RECURRING)</u> <u>INCOME</u>					
	Grant-in-aid from Government of India Non-Plan					
	i. Grant in aid released During the year	1B/4	6,72,00,000	6,72,00,000	8,00,00,000	
2.	ii. Sanctioned and Due		-----		4,00,00,000	12,00,00,000
3	Fees from Students	21/5		7,71,09,697		
4	Other receipts from students	22/5		1,78,85,993		5,86,94,748
5	All India Entrance Examination	23/5		2,30,000		1,09,46,649
6	Other Income & Miscellaneous receipts	24/5		72,30,773		-----
7	Interest on Savings Bank Account	24A/3		48,87,820		1,38,19,888
8	Interest on TDRS	24A/3		7,64,431		93,53,497
9	Accrued interest on GPF	3A		40,49,000		-----
	Excess of Expenditure over income transferred to Balance Sheet			17,93,57,714 3,83,32,402		21,28,14,782 (-) 7,23,49,551
	Total			21,76,90,116		14,04,65,231


 DY. REGISTRAR (Accts)


 REGISTRAR


 DIRECTOR

DIRECTOR
 National Institute of Technology
 Tiruchirappalli-620 015.

SL.No	Schedule/ Column	Current year 2005-2006	Previous Year 2004-2005
EXPENDITURE			
1. Pay and Allowances			
a) Teaching staff	25	5,29,54,982	4,31,20,680
b) Technical Staff	26	1,48,12,430	1,19,84,197
c) General Administration Staff	27	1,30,21,355	1,10,74,848
d) Other Service Staff	28	1,52,53,993	1,16,56,376
2. Other Allowances	29	11,97,254	7,89,066
3. Retirement Benefits	30	1,70,13,738	1,26,46,276
4. Administrative Expenses		11,42,53,752	9,12,71,443
a) General Expenses	31	2,28,27,885	1,90,83,669
b) Other Contingent Expenses	32	4,25,26,382	1,34,59,208
c) Other Educational Expenses	33	<u>26,33,457</u>	59,97,661
5. Departmental Expenses		6,79,87,724	3,85,40,538
a) Academic Depts/Centres	35	12,21,969	22,50,090
b) P.G. Contigent Expenses	36	16,61,898	14,82,000
c) Maintenance & Repairs of Equipment	37	<u>18,87,942</u>	17,71,296
6. Student Activity Expenses		47,71,809	55,03,386
7. P.G. Stipend/Scholarship	38	1,90,410	-----
8. Health Facilities	39	57,17,069	45,77,864
9. GPF Interest Payment		6,32,997	5,72,000
10. New Pension Scheme Contribution		39,22,650	-----
11. Corpus fund payment	30	69,446	-----
		2,01,44,259	
Total		21,76,90,116	14,04,65,231

P. Sri
DY. REGISTRAR(Accts)

Thangavelu
REGISTRAR
REGISTRAR
National Institute of Technology
Trichirappalli-620 016.

M. Anand
DIRECTOR
DIRECTOR
National Institute of Technology
Trichirappalli-620 016.

NATIONAL INSTITUTE OF TECHNOLOGY, TIRUCHIRAPPALLI
INCOME AND EXPENDITURE ACCOUNT FOR THE YEAR ENDED 31.03.2006

SL.No	PARTICULARS	Schedule/ Schedule/ Colmn	Current year 2005-06 Rs.		Previous year 2004-05 Rs.
	II. PLAN – NON-RECURRING				
	Opening Balance B/Fd	1A/3	1,48,87,969		
	Grant Received during 2005-06	1A/4	10,00,00,000		
	Add: Interest Earnings during 2005-06	1A/4	21,97,620		
			11,70,85,589		
	Less: a. Non-Recurring Expenditure	1A/5	9,86,41,597		
	b. Payable for 2005-06	1A/5	11,23,898		
			1,73,20,094		1,48,87,969
	III. Technical Education Quality Improvement Programme (world Bank Project)				
	Opening Balance B/Fd	1A/3	16,18,17,296		
	Add: Interest Earnings during 2005-06	1A/4 & 24A/3	42,07,197		
			16,60,24,493		
	Less: Recurring Expenditure Incurred	1A/5	65,40,973		
	Non-Recurring Expenditure	1A/5	5,09,27,989		
			10,85,55,531		16,18,17,296
	IV. MHRD SCHEMES/R&D SANCTIONS				
	Opening Balance B/Fd	1A/3	2,09,91,207		
	Add: Interest Earnings during 2005-06	1A/4	4,63,446		
			2,87,314		
	Less: Recurring Expenditure Incurred	1A/5	2,17,41,967		
	Non-Recurring Expenditure	1A/5	12,57,275		
	ADD: Payable for 2005-2006	1A/5	20,55,565		
			1,12,199	1,83,16,928	2,09,91,207
	TOTAL		14,41,92,553		19,76,96,472

DY. REGISTRAR(Accts)

T. Gururaj
REGISTRAR

DIRECTOR

NATIONAL INSTITUTE OF TECHNOLOGY, TIRUCHIRAPPALLI

RECEIPTS AND PAYMENTS ACCOUNT FOR THE PERIOD FROM 1.4.2005 TO 31.3.2006

Sl.No.	RECEIPTS	Sche/ Colm	Current Year 2005 - 2006		PAYMENTS	Sche/ Colm	Current Year 2005 - 2006
1	Opening Balance:						
	Cash in Hand & at Bank	43/4	36,91,79,347	1	Capital Expenditure		
2	GRANT IN AID - 2005-06(MHRD)			i)	Equipment & tools Academic & Centres	8/5	97,26,352
i)	Non-plan (Recurring)	1A/4	6,72,00,000	ii)	Equipment & Tools other sec.	9/4	
ii)	Plan (Recurring & Non-Recurring)	1A/4	10,00,00,000	iii)	Augumentation of Lab. Workshop	10/4	52,90,200
	Receipts for Recurring & Non Recurring Expenditure			iv)	Furniture & Fixtures	11/4	25,87,315
3	Fees from students	21/3	5,67,62,038	v)	Library Books & Journals	15/4	77,000
4	Other Receipts from students	22/3	1,78,85,993	vi)	Motor Vehicles		
5	All India Entrance Examinations(NIMCET)	23/3	2,30,000	vii)	MHRD Projects	14	20,55,565
6	Other income & Misc. receipts	24/3	71,97,005	vii)	Building & works		
7	Interest on Savings Account	24A/3	48,87,820	a)	Works completed	44	
8	Interest on short term deposits	24A/3	34,25,497	b)	Works in progress	44/3	8,54,50,000
9	Leave Salary and pension contribution			2	Project and Consultancy		
10	Receipts from Continuing Education Prog.			a)	Equipment & Tools	14/4	4,21,39,644
11	Grants from other organisations	2/4	1,95,17,617	b)	Books & Journals(TEQIP)	15B/4	88,69,920
12	Adjustable Accounts			3	Revenue Expenditure		
i)	Advances Accounts	16/5	49,56,371	a) i)	Pay & Allowance		
ii)	Other accounts	3/4	80,97,130	ii)	Teaching Staff	25/3	4,86,99,982
iii)	Refundable Deposits	4/4	74,52,438	iii)	Technical Staff	26/3	1,36,62,430
iv)	Endowment fund	5/4	88,823	iv)	General Admn.staff	27/3	1,14,86,721
v)	Recoverable Deposits	17/5		v)	Other Service Staff	28/3	1,41,98,010
vi)	Misc. Expenses Recovery			b)	Other Allowances	29/3	11,97,254
	Misc. Deposits	19/5	77,19,936	c)	Retirement Benefits(Pension etc.)	30/3	1,43,40,209
	C/O		67,46,00,015		C/O		25,97,80,602

	B/fd		67,46,00,015		B/fd	C/O	25,97,80,602
13	Sundry Debtors	19A/5	1,96,71,333	d)	Administrative Expenses		
14	Grant -in-aid due in 2004 - 2005	19B	12,25,00,000	i)	General Expenses	31/3	2,08,02,684
15	Retirement Benefit Funds			ii)	Other Contingency expenses	32/3	4,00,22,528
i)	General Provident Fund	3A	2,21,01,284	iii)	Other Educational Expenses	33/3	26,33,457
ii)	Contributory Provident Fund	3A	22,20,429	iv)	All India Entrance Examinations	34	
iii)	Pension-cum Gratuity						
16	Accrued Interests CPF/GPF	19A	58,47,649	e	Departmental Expenses		
17	Corpus Fund	1/1	2,12,19,644	i)	DOC/Consumable/ Academic		
18	Project Consultancy	24A/3	47,12,266		Dept. & Centres	35/3	12,21,969
19	Fixed Deposit Encashed	18/5	1,00,00,000	ii)	DOC/ Other Contingent Exp.		
					Adademic Dept. & Centres	36/3	16,61,898
				iii)	Maintenance & Repairs to		
					Equipements & Tools	37/3	17,82,942
				f	Students Activity Expenses		1,90,410
				g	Scholarships	38/3	52,67,069
				h	Health Facilities	39/3	6,32,997
				i	Renovation works (Plan/MHRD)	44/3	83,82,630
				j	MHRD Projects	42	12,57,275
				4	Grants from other organisations	2/6	98,11,284
				5	Adjustable accounts		
				i)	Advances Staff Accounts	16/4	49,25,602
				ii)	Other Adj. Advance accounts	3/5	1,02,21,358
				iii)	Refunable Deposits	4/6	76,58,972
				iv)	Endowment funds	5/6	
				v)	Recoverable Deposits	17/4	2,01,47,349
	C/o		88,28,72,620		C/o		39,64,01,026

	B/fd	88,28,72,620		B/fd	39,64,01,026
			vi)	Misc. Expenses	19
			6	Retirement Benefit Scheme A/c	
			i)	General Provident Fund	3A/5 1,53,53,316
			ii)	Contributory Provident Fund	
			iii)	Interest payment to GPF	39,22,650
			7	Project Recurring (TEQIP)	65,40,973
			8	Project and Consultancy	
			9	Sundry Creditors	4/6 6,21,22,211
			10	Fixed Deposit	18/4 9,95,03,287
			11	Closing Balance	
				Cash in Hand & at Bank	1/20 29,90,29,157
	GRAND TOTAL	88,28,72,620		GRAND TOTAL	88,28,72,620

P. Srinivasan
DY. REGISTRAR(Accts)

T. Srinivasan
REGISTRAR
REGISTRAR
National Institute of Technology
Trichirappalli-620 015.

M. Chandra
DIRECTOR
DIRECTOR
National Institute of Technology
Trichirappalli-620 015.

NATIONAL INSTITUTE OF TECHNOLOGY, TIRUCHIRAPPALLI-15
SCHEDULE FORMING PART OF BALANCE SHEET
SCHEDULE : 1 : CAPITAL & OTHER FUNDS

(Amount in Rs.)

Sl.No.	Particular	Opening B/s As on 1.4.2005	Current Year 2005-2006	Value of Written-off	J.E. Adjustments	Closing B/s. as on 31.3.2006	Previous year 2004-2005
	I. CAPITAL FUND						
1.	Land	47,09,795	--	--	--	47,09,795	47,09,795
2.	Buildings: a) Grants	33,66,62,194	9,22,90,689	--	--	42,89,52,883	33,66,62,194
	b) Loans	82,25,159	--	--	--	82,25,159	82,25,159
	TREC STEP Nursery shed	6,00,000	--	--	--	6,00,000	6,00,000
3.	Equipment Dept/Centres	16,10,50,312	1,08,50,250	--	--	17,19,00,562	16,10,50,312
4.	Others & Office	1,67,68,880	42,64,869	--	--	2,10,33,749	1,67,68,880
5.	Special Grant from MHRD	14,99,11,877	21,67,764	--	--	15,20,79,641	14,99,11,877
5.	Augmentation of Labs	4,42,98,429	52,90,200	--	--	4,95,88,629	4,42,98,429
6.	Project / Consultancy	1,04,96,350	--	--	--	1,04,96,350	1,04,96,350
7.	Equipment Donation from U.K.	1,62,02,177	--	--	--	1,62,02,177	1,62,02,177
8.	Equipment under TEQIP (World Bank Project)	21,19,378	4,15,45,310	--	--	4,36,64,688	21,19,378
9.	Library donation (UK)	11,24,545	--	--	--	11,24,545	11,24,545
10.	Library out of TEQIP	60,13,153	88,69,920	--	--	1,48,83,073	60,13,153
11.	Library out of Plan	92,30,425	77,000	--	--	93,07,425	92,30,425
12.	Library out of Non plan	3,72,368	3,15,000	--	--	6,87,368	3,72,368
13	Furniture out of TEQIP	--	20,54,700	--	--	20,54,700	--
14	Furniture & Fixtures	66,40,951	5,32,615	--	--	71,73,566	66,40,951
15	Motor Vehicles	24,85,231	5,05,069	--	--	29,90,300	24,85,231
	TOTAL	77,69,11,224	16,87,63,386			94,56,74,610	77,69,11,224

T. S. Srinivasan
REGISTRAR
National Institute of Technology
Tiruchirappalli-620 015.

NATIONAL INSTITUTE OF TECHNOLOGY, TIRUCHIRAPPALLI-15
SCHEDULE FORMING PART OF BALANCE SHEET

Sl.No.	Particular	Opening B/s As on 1.4.2005	Current Year 2005-2006	Value of Written-off	J.E. Adjustments	Closing B/s. as on 31.3.2006	Previous year 2004-2005
	II OTHER FUNDS						
1.	Corpus Fund	4,80,00,000	2,21,44,259	--	--	7,01,44,259	4,80,00,000
2.	Staff Development fund	1,00,00,000	--	--	--	1,00,00,000	1,00,00,000
3.	Maintenance & Depreciation Fund	10,00,000	--			10,00,000	10,00,000
4.	Student Welfare Fund	---	74,00,000			74,00,000	
5.	Development Fund	1,84,41,874	(-)94,00,000 10,75,385	--	--	1,01,17,259	1,84,41,874
	TOTAL	7,74,41,874	2,12,19,644	--	--	9,86,61,518	7,74,41,874
	GRAND TOTAL	85,43,53,098	18,45,33,030	--	--	104,43,36,128	85,43,53,098

SCHEDULE : 1 A : UNUTILISED GRANTS FROM MHRD (Amount in Rs.)

Sl.No.	Particular	Opening B/s As on 1.4.2005	Current Year Receipts 2005-2006	Expenditure	J.E. Adjustments Credit	Closing B/s. as on 31.3.2006	Previous year 2004-2005
1.	Plan : Grant Interest	1,48,87,969	10,00,00,000 21,97,620	9,97,65,495		1,73,20,094	
2.	Schemes:TAT/MODROB R & D projects Interest	86,09,468 1,23,81,739 2,09,91,207	4,63,446	34,25,039	2,87,314	1,83,16,928	
3.	TEQIP Int	16,18,17,296	42,07,197	5,74,68,962	CPWD	10,85,55,531 (-) 54,50,000 10,31,05,531	
	TOTAL	19,76,96,472	10,68,68,263	16,06,59,496	2,87,314	13,87,42,553	
	NON PLAN GRANT IRG	10,20,95,962	6,72,00,000 11,21,57,714	22,52,02,842	--	5,62,50,834	12,00,00,000

NATIONAL INSTITUTE OF TECHNOLOGY, TIRUCHIRAPPALLI-15
SCHEDULE FORMING PART OF BALANCE SHEET

SCHEDULE : 2 : GRANTS FROM OTHER ORGANISATIONS

(Amount in Rs.)

Sl.No.	Particular	Opening B/s As on 1.4.2005	Receipts Current Year 2005-2006	J.E. Adjustments	Payments Current year 2005-2006	Closing B/s. as on 31.3.2006
1.	LRDE Bangalore R&D Project ✓	(-)4,779.00	29,357.00	-----	14,784.50	9,793.50
3.	CSIR,ND Physics / SP Project	3,87,169.00	2,56,000.00	-----	2,03,981.00	4,39,188.00
5.	Microsoft project	19,027.00	-----	-----	-----	19,027.00
6.	PWD / CIVIL/Project	2,96,789.00	-----	-----	21,928.00	2,74,861.00
8.	DST Energy project	(-)2,939.00	3,50,000.00	-----	3,73,477.00	(-)26,416.00
9.	DST, TIG Weld project	1,03,096.00	1,50,000.00	-----	2,47,811.00	5,285.00
10.	DST Physics project	52,001.00	1,00,000.00	-----	1,51,713.00	288.00
11.	DST Boystcast project	12,53,230.00	-----	-----	7,27,330.00	5,25,900.00
12.	DST Fist / Chemical project	1,17,020.00	-----	-----	-----	1,17,020.00
13.	DST FIST / EEE project	18,30,580.00	-----	-----	4,36,176.00	13,94,404.00
14.	DST FIST / ECE project	15,30,000.00	-----	-----	-----	15,30,000.00
15.	DST FIST / METT project	45,50,000.00	-----	-----	32,93,687.00	12,56,313.00
16.	DST Civil project	2,25,000.00	-----	-----	2,25,000.00	NIL (Refund)
17.	UGC ND, R&D project	(-)84,255.00	6,83,000.00	-----	5,93,467.00	5,278.00
18.	AICTE, ND (METT) project	(-)20,630	-----	-----	-----	(-)20,630.00
19.	AICTE III Cell	3,92,019.00	-----	-----	96,025.00	2,95,994.00
20.	DRDO, ND, Physics (SP)	1,32,773.00	-----	-----	1,36,923.50	(-)4,150.50
21.	DRDO, ND, METT(TSR)	2,13,975.00	-----	-----	1,90,082.50	23,892.50
22.	DRDO, ND Physics (ARG)	6,01,889.00	5,40,000.00	-----	6,78,366.00	4,63,523.00
23.	DST / MET	3,03,584.00	-----	-----	2,02,165.00	1,01,419.00
24.	DST ICE / MIT ND	(-) 275.00	-----	-----	-----	(-) 275.00
25.	MIT/SMDP/ECE ✓	-----	13,40,000.00	-----	26,626.00	13,13,374.00
26.	DST/WOS/MATHS ✓	-----	2,84,000.00	-----	2,17,866.50	66,133.50
27.	DST/WOS/ECE ✓	-----	5,56,000.00	-----	1,95,713.50	3,60,286
28.	DST/WOS/CA ✓	-----	2,90,000.00	-----	84,111.50	2,05,889
29.	TATA/STEEL/RN ✓	-----	7,25,000.00	-----	2,51,007.00	4,73,993.00
30.	TATA/STEEL/SRS ✓	-----	2,50,000.00	-----	15,798.00	2,34,202.00
31.	NDF Fellowship	-----	2,66,915.00	-----	2,31,000.00	35,915.00
32.	QIP Fellowship	-----	18,70,345.00	-----	11,89,000.00	6,81,345
		-----	76,90,617.00	-----	68,04,039.00	97,81,852.00
33.	Book bank grant	-----	77,000.00	-----	77,000.00	-----
	TOTAL	1,18,95,274	77,67,617	-----	98,81,039.00	97,81,852.00

Retired

SCHEDULE FORMING PART OF BALANCE SHEET

SCHEDULE : 3 OTHER ADJUSTABLE ACCOUNTS

(Amount in Rs.)

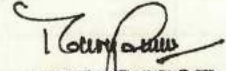
Sl.No.	Particular	Opening Balance As on 1.4.2005	Receipts Current Year 2005-2006	Payments Current Year 2005-2006	Balance as on 31.03.2006
1.	Unspent scholarship & Deposits	12,59,679	1,98,44,586	1,30,76,829	80,27,436
2	Special Provident Fund	7,22,286			
3	Health Fund	4,98,722	----	24,41,974	(-)10,91,085*
4	Family Development Fund	1,29,881			
5	Death Relief Fund	29,069	2,544	-----	31,613
	TOTAL	26,39,637	1,98,47,130	1,55,18,803	80,59,049

* Not included in the total (carried over to Schedule 17 Assets)

SCHEDULE : 3A RETIREMENT BENEFITS

(Amount Rs.)

Sl.No.	Particular	Opening Balance As on 1.4.2005	Receipts Current Year 2005-2006	Payments Current Year 2005-2006	Balance as on 31.03.2006
1.	General Provident Fund	5,21,36,437	2,21,01,284	1,53,53,316	5,88,84,405
2	Contributory Provident Fund	1,31,77,815	22,20,429	---	1,53,98,244
3	New Pension Scheme fund	---	1,38,892	-----	1,38,892
4.	Project & Consultancy Fund	1,04,96,350	----	----	1,04,96,350
5.	Accrued Interest	58,47,649	98,96,649	--	40,49,000


REGISTRAR
 National Institute of Technology
 Tiruchirappalli-620 015.

NATIONAL INSTITUTE OF TECHNOLOGY, TIRUCHIRAPPALLI-15
SCHEDULE FORMING PART OF BALANCE SHEET
SCHEDULE : 4 : REFUNDABLE DEPOSITS/SUNDRY CREDITORS

(Amount in Rs.)

Sl.No.	Particular	Opening B/s As on 1.4.2005	Receipts Current Year 2005-2006	J.E. Adjustments	Payments Current Year 2005-2006	J.E. Adjustments	Balance as on 31.03.2006
1.	Misc. Deposit	1,31,67,860	46,56,592	--	46,42,597	--	1,31,81,855
2.	Book & Instrument Deposit	2,29,755	--	--	--	--	2,29,755
3.	Caution Deposit	21,98,594	71,500	--	3,500	--	22,66,594
4.	Earnest Money	15,66,179	5,09,260	--	95,279	--	19,80,160
5.	Library Deposit	1,00,05,846	22,15,086	--	29,17,596	--	93,03,336
	TOTAL	2,71,68,234	74,52,438	--	76,58,972	--	2,69,61,700
6.	Sundry Creditors	12,03,92,527			6,36,64,152	1,72,31,612	--
a	U.G. Account	--	--	--	--	61,382/= }	
b	Equipment Account	--	--	--	--	6,96,864/= }	
c	Student Activity Account	--	--	--	--	2,51,993/= }	
d	TEQIP Account	--	--	--	--	50,00,000/= }	
e	Canara Bank A/c	--	--	--	--	17,09,697/= }	
	TOTAL	12,03,92,527	--	--	6,36,64,152	2,49,51,548 }	8,16,79,923

SCHEDULE : 5 : ENDOWMENT FUNDS

(Amount in Rs.)

Sl.No.	Particular	Opening Balance As on 1.4.2005	Receipts Current Year 2005-2006	J.E. Adjustments	Payments Current Year 2005-2006	Balance as on 31.03.2006
1.	Dr. Sargurudas Memorial Fund	500	----	----	----	500
2.	Chetterjee Memorial Fund	10,000	----	----	----	10,000
3.	Dr. M. Shanmugam Fund	50,000	75,000	----	----	1,25,000
4.	Kharche Associated Fund	10,000	----	----	----	10,000
5.	Rajalaxmi Trust Fund	3,000	----	----	----	3,000
6.	Balakrishnan Memorial Fund	10,000	----	----	----	10,000
7.	Reunion Fund	30,242	----	13,823	----	44,065
8.	Janardhan Iyengar & Seethamma Fund	20,000	----	----	----	20,000
9.	Prof. S. Muthukaruppan Fund	10,000	----	----	----	10,000
10.	Avinash Memorial Endowment Fund	2,00,000	----	----	----	2,00,000
	TOTAL	3,43,742	75,000	13,823	----	4,32,565

Handwritten Signature
REGISTRAR

SCHEDULE : 6 UNSPENT BALANCE OF COORDINATED PROJECTS

(Amount in Rs.)

Sl.No.	Particular	Un Spent Balance As on 1.4.2005	Expenditure Current Year	J.E. Adjustments	Unspent Balance as on 31.03.2006
		NIL			

SCHEDULE: 7 : BUILDING AND WORKS

(Amount in Rs.)

Sl.No.	Particular	Value as on 01.04.2005	Journal Entry	Additions Current year 2005-2006	Adjustment During 2005- 06	Value as on 31.03.2006
a)	WORK COMPLETED:					
1.	Instructional Building	10,48,77,152		-----		10,48,77,152
2.	Hostel	4,69,66,780		-----		4,69,66,780
3.	Staff Quarters	3,25,01,357		-----		3,25,01,357
4.	Students / Staff Amenity	1,00,86,160		-----		1,00,86,160
5.	Power house & Electrical Installations	---	14,12,582	-----		14,12,582
	TOTAL	19,44,31,449	14,12,582	-----		19,58,44,031
b)	WORK IN PROGRESS :					
1.	Instructional Building	5,98,22,737			3,25,00,000	2,73,22,737
2.	Hostel	7,47,74,185			2,85,44,293	4,62,29,892
3.	Staff Quarters	78,50,000		-----		78,50,000
4.	Students / Staff Amenity	65,96,400		-----		65,96,400
	TOTAL	14,90,43,322			6,10,44,293	8,79,99,029
c)	DEPOSIT WITH CPWD :					
1.	Instructional Building	3,25,00,000		2,50,00,000		5,75,00,000
2.	Hostel	2,85,44,293		3,00,00,000	15,41,941	5,70,02,352
3.	Students / Staff Amenity	-----		2,50,00,000		2,50,00,000
4.	Refurbishing of Seminar Halls etc. TEQIP)	-----		54,50,000		54,50,000
	TOTAL	6,10,44,293		8,54,50,000	15,41,941	14,49,52,352

T. G. Ramani
TECHNICAL OFFICER

Member Institute of Technology
Technological Park 420 018.

NATIONAL INSTITUTE OF TECHNOLOGY, TIRUCHIRAPPALLI-15
SCHEDULE FORMING PART OF BALANCE SHEET

SCHEDULE : 8 : EQUIPMENT AND TOOLS ACADEMIC DEPARTMENT AND CENTRES

(Amount in Rs.)

Sl.No.	Particular	Value as on 1.4.2005	Expenditure As on 31.03.06	Current Year 2005-2006	Journal Entry	Value as on 31.03.2006
1	Opening Balance of Academic Departments	11,64,98,703	----	----	(-)14,12,582	11,50,86,121
2	Architecture	81,830	----	----	-----	81,830
3	Chemical Engineering	16,96,496	28,297	28,297	-----	17,24,793
4	Chemistry	9,96,431	20,000	20,000	-----	10,16,431
5	Civil Engineering	41,19,904	----	----	-----	41,19,904
6	Computer Applications	----	7,51,906	7,51,906	-----	7,51,906
7	Computer science & Engineering	2,45,278	49,260	49,260	-----	2,94,538
8	Electrical & Electronics Engineering	19,05,541	15,000	15,000	-----	19,20,541
9	Electronics Communication Engineering	27,47,552	57,644	57,644	-----	28,05,196
10	Humanities English	1,19,380	----	----	-----	1,19,380
11	Instrumentation & Control Engineering	28,50,600	3,33,620	3,33,620	-----	31,84,220
12	Mathematics	----	47,466	47,466	-----	47,466
13	Mechanical Engineering	18,91,858	3,83,521	3,83,521	-----	22,75,379
14	Metallurgy Material Science	25,19,699	8,03,726	8,03,726	-----	33,23,425
15	Physics	9,17,080	----	----	-----	9,17,080
16	Production Engineering	30,33,959	5,17,468	5,17,468	-----	35,51,427
17	C.S.G	1,34,70,276	60,04,043 11,23,898	71,27,941	-----	2,05,98,217
18	CEESAT	89,43,349	5,88,841	5,88,841	-----	95,31,750
19	Management Studies	42,49,58	1,26,000	1,26,000	-----	5,50,958
	TOTAL	16,24,62,894	1,08,50,250	1,08,50,250	(-)14,12,582	17,19,00,562

T. S. S. S.

REGISTRAR

National Institute of Technology
Tiruchirappalli-620 015.

SCHEDULE FORMING PART OF BALANCE SHEET
SCHEDULE : 9 : EQUIPMENT AND TOOLS OTHER SECTIONS

(Amount in Rs.)

Sl.No.	Particular	Value as on 01.04.2005	Expenditure As on 31.03.06	Value Written off	Value as on 31.03.2006
1.	Training & Placement	80,83,925	----	----	80,83,925
2.	Hospital	57,205	----	----	57,205
3.	Security	----	----	----	----
4.	Transport	----	----	----	----
5.	Admn. Office	13,42,817	----	----	13,42,817
6.	Hostels	6,93,706	42,64,869	----	49,58,575
7.	Fire & Fighting/	----	----	----	----
8.	Deans / COE	65,91,227	----	----	65,91,227
	TOTAL	1,67,68,880	42,64,869		2,10,33,749

SCHEDULE : 10 : AUGMENTATION OF LABORATORY AND WORKSHOPS

(Amount in Rs.)

Sl.No.	Particular	Value as on 01.04.2005	Current Year 2005-2006	Value as on 31.03.2006	Previous year 2004-2005
1	DST, New Delhi Projects	1,12,83,417	42,44,884	1,55,28,301	1,12,83,417
2	DRDO, New Delhi	46,15,071	4,12,817	50,27,888	46,15,071
3	MIT, New Delhi	14,04,945	-----	14,04,945	14,04,945
4	AICTE, New Delhi	1,67,50,000	-----	1,67,50,000	1,67,50,000
5	Centre of Excellence	35,17,078	-----	35,17,078	35,17,078
6	Sponsored Projects Microsoft etc.	14,00,000	-----	14,00,000	14,00,000
7	UGC, New Delhi	15,60,000	5,23,999	20,83,999	15,60,000
8	PWD, Chennai	18,32,500	-----	18,32,500	18,32,500
9	Ministry of Rural Development	12,35,418	-----	12,35,418	12,35,418
10	Non-Conventional Energy Resources (NCER) & CSIR, New Delhi	7,00,000	-----	7,00,000	7,00,000
11	TATA STEEL	-----	1,08,500	1,08,500	-----
	Total	4,42,98,429	52,90,200	4,95,88,629	4,42,98,429

NATIONAL INSTITUTE OF TECHNOLOGY, TIRUCHIRAPPALLI-15
SCHEDULE FORMING PART OF BALANCE SHEET

SCHEDULE : 11 : FURNITURE AND FIXTURE

(Amount in Rs.)

Sl.No.	Particular	Opening Balance as on 01.04.2005	Expenditure As on 31.03.06	Value Written off	Value as on 31.03.2006	Previous year 2004-2005
1.	Instructional Building					
a)	Laboratory	35,53,176	20,54,700	--	56,07,876	35,53,176
b)	Class Rooms	22,86,068	--	--	22,86,068	22,86,068
2.	Hostel	6,93,707	5,32,615	--	12,26,322	6,93,707
3.	Students / Staff Amenities	1,08,000	--	--	1,08,000	1,08,000
	TOTAL	66,40,951	25,87,315	--	92,28,266	66,40,951

SCHEDULE : 12 LIBRARY BOOKS AND JOURNALS


(Amount in Rs.)

Sl.No.	Particular	Value as on 01.04.2005	Expenditure as on 31.03.06	Sundry Creditors	Current Year 2005-2006	Value Written off	Value as on 31.03.2006	Previous year 2004-2005
	Department Libraries	3,72,368	3,15,000	--	--	--	6,87,368	--
	TOTAL	3,72,368	3,15,000	--	--	--	6,87,368	--

SCHEDULE :13 TREC-STEP

(Amount in Rs.)

Sl.No.	Particular	Value as on 01.04.2005	Current Year 2005-2006	Value as on 31.03.2006	Previous year 2004-2005
1	Nursery Shed	6,00,000	-----	6,00,000	---
	TOTAL	6,00,000	-----	6,00,000	---


REGISTRAR
 National Institute of Technology

NATIONAL INSTITUTE OF TECHNOLOGY, TRICHRAPPALLI
 SCHEDULE FORMING PART OF BALANCE SHEET
SCHEDULE :14 EQUIPMENT AND TOOLS / SPECIAL GRANT FROM MHRD

(Amount in Rs.)

Sl.No.	Particular	Value as on 01.04.2005	Additions current year 2005-2006	Value as on 31.03.2006
1.	REC -IIT Network Scheme	89,30,000	--	89,30,000
2.	Area of Excellence Scheme	1,27,13,533	--	1,27,13,533
3.	Emerging Area of Tech.Scheme	1,91,48,841	--	1,91,48,841
4.	Critical need Scheme	1,07,50,000	--	1,07,50,000
5.	Centre of Excellence Scheme	4,00,00,000	--	4,00,00,000
6.	MODROB Scheme	4,19,82,420	--	4,19,82,420
7.	Thrust Area of Technology Scheme	1,28,15,013	6,82,097	1,34,97,110
8.	Research & Development Scheme	35,72,070	14,85,667	50,57,737
	TOTAL	14,99,11,877	21,67,764	15,20,79,641
9.	Equipment received as donation (Indo UK)	1,62,02,177	--	1,62,02,177
10.	Equipment out of TEQIP (World Bank project)	21,19,378	4,15,45,310	4,36,64,688
11.	Consultancy & Projects	1,04,96,350	89,265	1,05,85,615

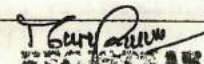
SCHEDULE : 14 A :VEHICLES

(Amount in Rs.)

Sl.No.	Particular	Value as on 01.04.2005	Additions current year 2005-2006	Value as on 31.03.2006
1.	Vehicles	24,85,231	5,05,069	29,90,300

SCHEDULE :15 LIBRARY BOOKS & JOURNALS / SPECIAL GRANT FROM MHRD (Amount in Rs.)

Sl.No.	Particular	Value as on 01.04.2005	Additions current year 2005-2006	Value as on 31.03.2006
1.	Central Library	50,42,603	-----	50,42,603
2.	Book Bank	25,77,162	77,000	26,54,162
3.	Department Library	2,91,115	-----	2,91,115
4.	Indo UK	13,19,545	-----	13,19,545
	TOTAL	92,30,425	77,000	93,07,425


 National Institute of Technology
 Trichirappalli-620 016.

NATIONAL INSTITUTE OF TECHNOLOGY, TIRUCHIRAPPALLI-15
SCHEDULE FORMING PART OF BALANCE SHEET

SCHEDULE : 15 A : LIBRARY BOOKS RECEIVED AS DONATION (INDO -UK)

(Amount in Rs.)

Sl.No.	Particular	Value as on 01.04.2005	Additions current year 2005-2006	Value as on 31.03.2006
1.	Central Library	11,24,545	----	11,24,545

SCHEDULE : 15 B : LIBRARY BOOKS (TEQIP WORLD BANK)

(Amount in Rs.)

Sl.No.	Particular	Value as on 01.04.2005	Additions current year 2005-2006	Value as on 31.03.2006
1.	Central Library	60,13,153	88,69,920	1,48,83,073

SCHEDULE : 16 ADVANCES ACCOUNTS

(Amount in Rs.)

Sl.No.	Particular	Opening Balance as on 01.04.2005	Payments Current Year 2005-2006	Book Adjustment (Sundry Debtors)	Adjustments Current Year 2005-2006	Balance as on 31.3.2006
a)	Staff Advance					
1.	House Building Advance	9,27,413	3,84,000		1,65,960	11,45,453
2.	Festival Advance	2,58,527	3,66,500	1950	3,36,050	2,87,027
3.	Education Advance	2,850	7,000		7,600	2,250
4.	Cycle Advance	2,314	3,000		3,487	1,827
5.	Moped / Motor vehicle Advance	19,80,516	----	114691	7,04,848	11,60,977
6.	Marriage Advance	1,40,360	58,000	8368	68,084	1,21,908
7.	Flood Advance	----	6,92,500	--	27,600	6,64,900
8.	Contingent Advance	1,35,436	10,69,931	6873	10,69,931	1,28,563
	INSTITUTIONAL ADVANCE					
8	PG Advance	45,675	1,38,660		1,72,488	11,847
9	Students Advance	1,47,192	1,13,200		2,60,386	6
10	Exam. Advance	2,00,000	----		2,00,000	----
11	Project Advance	----	20,92,811		19,39,937	1,52,874
	TOTAL	38,40,283	49,25,602	1,31,882	49,56,371	36,77,632

T. Gurusamy
REGISTRAR

SCHEDULE FORMING PART OF BALANCE SHEET
SCHEDULE : 17 RECOVERABLE DEPOSITS

(Amount in Rs.)

Sl.No.	Particular	Opening Balance as on 01.04.2005	Payments During the Year 2005-2006	Receipts During the Year 2005-2006	Balance as on 31.3.2006
1.	P&T Deposits	58,100	--	--	58,100
2.	TNEB HT Current consumption Deposit	21,61,455	5,07,403	--	26,68,858
3.	RECs Delhi Guest House Deposit	2,00,000	--	--	2,00,000
4.	Building Account (Due from TEQIP)	--	50,00,000	--	50,00,000
5.	TEQIP A/c Misc.Deposit	--	8,59,838	--	8,59,838
6.	R&D project A/c Misc.Deposit	--	13,154	--	13,154
7.	Retirement Benefit A/c Misc.Deposit(Sch.3)	--	10,91,085	--	10,91,085
	TOTAL	24,19,555	74,71,480	--	98,91,035

SCHEDULE : 18 : FIXED DEPOSITS

(Amount in Rs.)

Sl.No.	Particular	Opening Balance as on 01.04.2005	Deposited During the Year	J.E. for Reinvestment	Encashment During the year	Current year Balance as on 31.3.2006
1.	Retirement Benefit Fund (GPF/CPF)	6,31,77,425	60,14,464		-----	6,91,91,889
2.	Endorsement Fund	3,43,742	88,823		-----	4,32,565
3.	Corpus Funds / Staff Development Fund etc	-----	8,84,00,000		-----	8,84,00,000
4.	Projects Funds	1,00,00,000	50,00,000	2,87,314	1,00,00,000	52,87,314
5.	Deposit Funds	89,53,254	-----		-----	89,53,254
	TOTAL	8,24,74,421	9,95,03,287	2,87,314	1,00,00,000	17,22,65,022

NATIONAL INSTITUTE OF TECHNOLOGY, TIRUCHIRAPPALLI-15
SCHEDULE FORMING PART OF BALANCE SHEET

SCHEDULE : 19 : MISCELLANEOUS EXPENDITURE RECOVERY/PREPAID EXPENSES/ CLAIMS RECEIVABLE

(Amount in Rs.)

Sl.No.	Particular	Opening Balance as on 01.04.2005	Payments During the Year	Receipts During the Year	J.E. Adjustment	Balance as on 31.3.2006
1.	Department Imprest	76,500	----	----	----	76,500
2.	Fee Concession	75,12,726	----	----	75,12,726	NIL
	TOTAL	75,89,226	----	----	75,12,726	76,500

SCHEDULE : 19 A : SUNDRY DEBTORS

(Amount in Rs.)

Sl.No.	Particular	Opening Balance as on 01.04.2005	Payments During the Year	Receipts During the Year	J.E. Adjustment	Balance as on 31.3.2006
1.	Fees due from students & others a. U.G. Account fee (297891+6850000+7025092) b. P.G.Account 52,90,350 Plan A/c 2,08,000 c. L.S.& P.C. due from RBF A/c & Other Institutes	2,16,33,843	---	1,96,71,333	6,47,042 33,768	26,43,320

SCHEDULE 19B : GRANTS SANCTIONED AND DUE

Sl.No.	Particular	Opening Balance as on 01.04.2005	Payments During the Year	Receipts During the Year	J.E. Adjustment	Balance as on 31.3.2006
	Grants received for 2004-05 U.G.A/c 4.00 Crore: TEQIP 8.00 Crore MODROB 0.25 Crore	12,25,00,000	--	12,25,00,000	--	--

T. S. Srinivasan
RECIPIENT

National Institute of Technology
Tiruchirappalli-620 015.

NATIONAL INSTITUTE OF TECHNOLOGY, TIRUCHIRAPPALLI-15
SCHEDULE : 20 CLOSING BALANCE OF CASH AND BANK

(Amount in Rs.)

Sl.No.	Particular	Current Year 2005-2006		Total of both cash & Bank	Previous year 2004-2005		Total of both Cash & Bank
		Bank	Cash		Bank	Cash	
1	<u>1.NON -PLAN</u>						
	a. U.G.Recurring Account A/c No.10023882946	5,62,60,116	1,890	5,62,62,006	4,79,81,654	20,475	4,80,02,129
	b. P.G.Recurring Account A/c 10023883031	2,40,57,319		2,40,57,319	1,52,38,968	4,637	1,52,43,605
2	<u>2. Plan:</u>						
	a. Building Ac/No 10023882968	93,25,674	--	93,25,674	1,11,35,210	--	1,11,35,210
	b. Equipment Ch.No A/c.No 10023882957	1,66,29,298	--	1,66,29,298	1,30,87,150	--	1,30,87,150
3	<u>3. TEQIP: World Bank Project</u>						
	A/c:10023883008	9,26,78,316	14,464	9,26,92,780	7,27,26,152	--	7,27,26,152
4	<u>4. R&D/Consultancy Project</u>						
	a. MHRD R&D A/c.No 10023883042	88,04,529	--	88,04,529	1,06,59,229	1,812	1,06,61,041
	b. Other Agencies A/c.No 10023883122	35,74,917	--	35,74,917	1,12,94,786	4,299	1,12,99,085
	c. Consultancy/Teching A/c.No 10023883064	15,19,133	--	15,19,133	24,06,780	--	24,06,780
5	<u>5. Refirement Benefit fund</u>						
	A/c.No 10023883100	88,82,879	--	88,82,879	64,45,921	--	64,45,921

T. Suresh Kumar
REGISTRAR
National Institute of Technology
Truchirappalli-620 015.

NATIONAL INSTITUTE OF TECHNOLOGY, TIRUCHIRAPPALLI-15

Sl.No.	Particular	Current Year 2005-2006		Total of both cash & Bank	Previous year 2004-2005		Total of both Cash & Bank
		Bank	Cash		Bank	Cash	
6	<u>FEE&Deposits</u>						
	a.Student activity Fee A/c.No :10023882980	85,01,733	166	85,01,899	80,92,463	10,257	81,02,720
	<u>b.Deposits</u>						
	A/c .No 10023882991	91,76,526	--	91,76,526	93,83,060	--	93,83,060
	<u>c.Scholarship</u>						
	A/c.No 10023883019	27,22,808	--	27,22,808	98,07,606	--	98,07,606
	<u>d.Exam Fee</u>						
	A/c:10023883053	64,06,931	1,061	64,07,992	63,90,720	7,681	63,98,401
	<u>e.Instiute Fee</u>						
	A/c.No 10023883075	1,46,32,780	--	1,46,32,780	5,92,74,056	--	5,92,74,056
	<u>f.Rent</u>						
	A/c .No 10023883086	--	--	--	5,90,00,000	--	5,90,00,000
	<u>g.Corporus fund</u>						
	A/c.No 10023883097	64,85,075	--	64,85,075	84,50,168	--	84,50,168
	<u>h.House Building Advance</u>						
	A/c.No 10023883111	13,10,859	--	13,10,859	13,35,250	--	13,35,250
	<u>I.CEESAT</u>						
	A/c No 10023883144	4,05,197	--	4,05,197	4,93,224	--	4,93,224
7	CANARA BANK GRANT A/C NO 36127	2,76,37,486	--	2,76,37,486	1,59,27,789	--	1,59,27,789
8	State Bank of India HE Kailasapuram Branch (Foreign Exchange)	1,37,66,954	--	1,37,66,954	---	--	---
	TOTAL	31,27,78,530	17,581	31,27,96,111	36,91,30,186	49,161	36,91,79,347

SCHEDULE FORMING PART OF INCOME AND EXPENDITURE ACCOUNT
SCHEDULE : 21 FEES FROM STUDENTS (Amount in Rs.)

Sl.No.	Particular	Receipts as on 31.3.2006	Journal Entry Adjustment	Current Year 2005-2006	Previous year 2004 - 2005
1	TUITION FEES [A] U.G.COURSES [(a) 414150-(e) 1,06,000] [B] P.G COURSES [A 2,08,000 -(E) 512750] [C] RESEARCH SCHOLARS	3,33,42,408 1,27,51,250 72,500 <hr/> 4,61,66,158	5,08,150 (-) 3,04,750 ----- <hr/> 2,03,400	3,38,50,558 1,24,46,500 72,500 <hr/> 4,63,69,558	4,81,06,440 ----- <hr/> 4,81,06,440
2	OTHER FEES (A) Admission Fees 209100+200 (B) Additional Fees (C) Exam fee, mark List Fee (D) Student Activity Fee Collection (E) Sale of application Forms [4,71,741+22,80,730]	2,09,300 14,89,850 22,72,717 38,71,542 27,52,471	--- --- --- ---	2,09,300 14,89,850 22,72,717 38,71,542 27,52,471	1,94,450 14,72,280 35,93,237 11,73,715 41,54,626
3.	Share of Corpus Collection (1,40,00,000/=+38,71,542/=+ 22,72,717/=)	2,01,44,259	--	2,01,44,259	
	TOTAL	7,69,06,297	2,03,400	7,71,09,697	5,86,94,748

SCHEDULE : 22 OTHER RECEIPTS FROM STUDENTS

(Amount in Rs.)

Sl.No	Particulars	Receipts as on 31.3.2006	Journal Entry Adjustment	Current Year 2005-2006	Previous Year 2004-2005
1	SEAT RENT/ LICENCE FEE				
	[A] Student (Hostels)	72,25,229	-----	72,25,229	
	[B] Staff (Quarters)	18,32,500	-----	18,32,500	30,49,079
	[C] Shopping Complex	24,89,929	-----	24,89,929	
	TOTAL	1,15,47,658	-----	1,15,47,658	30,49,079
2	Internet E-mail & Computer Printout Collection	48,91,235	-----	48,91,235	54,66,261
3	Hostel Maintenance Collection	14,47,100	-----	14,47,100	24,31,309
	TOTAL	1,78,85,993	---	1,78,85,993	1,09,46,649

J. Gurusamy
REGISTRAR
 National Institute of Technology
 Trichirappalli-620 015.

NATIONAL INSTITUTE OF TECHNOLOGY, TIRUCHIRAPPALLI-15
SCHEDULE FORMING PART OF INCOME AND EXPENDITURE ACCOUNT

SCHEDULE : 23 ALL INDIA ENTRANCE EXAMINATIONS


(Amount in Rs.)

Sl.No.	Particular	Current Year 2005 – 2006	Previous Year 2004 – 2005
	NIMCET	2,30,000	-----
	TOTAL	2,30,000	-----

SCHEDULE : 24 OTHER INCOME AND MISCELLANIOUS RECEIPTS

(Amount in Rs.)

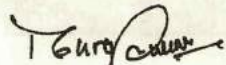
Sl.No.	Particular	Receipts as on 31.3.2006	Journal Entry Adjustment	Current Year 2005-2006	Previous year 2004 – 2005
1	Electrical and Water Charges	29,52,609	-----	29,52,609	49,07,941
2	Bus Fare Collection	2,81,523	-----	2,81,523	3,70,955
3	Income From services	6,41,025	-----	6,41,025	7,59,330
4	Library Fee/fine Collection	19,55,516	-----	19,55,516	55,32,952
5	Continuous Education Programme	-----	-----	-----	15,35,848
6	Fine & Other Miscellaneous 1348332+18000	13,66,332	33,768	14,00,100	7,12,862
	TOTAL	71,97,005	33,768	72,30,773	1,38,19,888
SCHEDULE ; 24 A INTEREST ON SB A/C					
7.	U.G. ACCOUNT	48,87,820	--	48,87,820	
8.	TEQIP A/C EQUIPMENT A/C ECC SHARE	42,07,197 5,05,069	--	47,12,266	
SCHEDULE : 24 B INTEREST ON TDRs					
9.	U.G. ACCOUNT	7,64,431	--	34,25,497	
10.	PLAN A/CS (BUILDING & EQUPT.)	21,97,620	--		
11.	MHRD : RESEARCH & DEV.ACCOUNTS	4,63,446	--		


REGISTRAR
 National Institute of Technology
 Tiruchirappalli-620 015.

NATIONAL INSTITUTE OF TECHNOLOGY
 SCHEDULE FORMING PART OF INCOME AND EXPENDITURE ACCOUNT
 SCHEDULE 25 PAY AND ALLOWANCE - TEACHING STAFFS

(Amount in Rs.)

SL.NO.	DEPARTMENTS	CURRENT YEAR 2005 - 2006	PREVIOUS YEAR 2004 - 2005
1	Architecture Department	3987272	
2	Controller of Examinations	224459	
3	Computer Science & Engineering Department	2392446	
4	Computer Support Group	451077	
5	CEESAT Department	728874	
6	Chemical Department	4481369	
7	Chemistry Department	943337	
8	Civil Engineering Department	4431473	
9	Dean (Office)	473108	
10	E.C.E. Department	3804028	
11	E.E.E. Department	2517420	
12	English Department	974424	
13	Humanities Department	499512	
14	I.C.E. Department	3028792	
15	Library	581549	
16	MCA Department	1787818	
17	Management Studies Department	2269155	
18	Mathematics Department	2764053	
19	Mechanical Engineering Department	3879746	
20	Metallurgy Engineering Department	2840482	
21	Office	622671	
22	Physical Education Department	358337	
23	Physics Department	1117874	
24	Production Engineering Department	3254194	
25	Training & Placement Department	286512	
	Total	4,86,99,982	4,31,20,680
	Add payable for March 2006	42,55,000	
	Total	5,29,54,982	



 NATIONAL INSTITUTE OF TECHNOLOGY
 National Institute of Technology
 Tiruchirappalli-620 016.

NATIONAL INSTITUTE OF TECHNOLOGY, TIRUCHIRAPPALLI-15
SCHEDULE FORMING PART OF INCOME AND EXPENDITURE ACCOUNT

SCHEDULE 26 PAY AND ALLOWANCE - TEACHING SUPPORTING STAFF

(Amount in Rs.)

SL.NO.	DEPARTMENTS	CURRENT YEAR 2005 - 2006	PREVIOUS YEAR 2004 - 2005
1	Architecture Department	163084	
2	Controller of Examinations	210967	
3	Computer Science & Engineering Department	216313	
4	Computer Support Group	1502404	
5	CEESAT Department	114145	
6	Chemical Department	685072	
7	Chemistry Department	136215	
8	Civil Engineering Department	469828	
9	Dean (Office)	124600	
10	E.C.E. Department	843147	
11	E.E.E. Department	374991	
12	Estate Maintenance Office	3056159	
13	Hospital	116537	
14	I.C.E. Department	316476	
15	Library	508392	
16	MCA Department	231419	
17	Management Studies Department	144577	
19	Mechanical Engineering Department	577218	
20	Metallurgy Engineering Department	658933	
21	Office	67371	
23	Physics Department	233561	
24	Production Engineering Department	2165048	
	Transport Section	669896	
25	Training & Placement Department	76077	
	Total	1,36,62,430	1,19,84,197
	Add payable for March 2006	11,50,000	
	Total	1,48,12,430	



REGISTRAR

National Institute of Technology
Tiruchirappalli-620 015.

NATIONAL INSTITUTE OF TECHNOLOGY, TRICHIRAPPALLI
SCHEDULE FORMING PART OF INCOME AND EXPENDITURE ACCOUNTSCHEDULE 27 PAY AND ALLOWANCE - ADMINISTRATION STAFF

(Amount in Rs.)

SL.NO.	DEPARTMENTS/OFFICES	CURRENT YEAR 2005 - 2006	PREVIOUS YEAR 2004 - 2005
1	Architecture Department	78862	
2	Controller of Examinations	863409	
3	Computer Science & Engineering Department	111671	
4	Chemistry Department	87576	
5	Civil Engineering Department	197271	
6	Dean (Office)	752529	
7	E.C.E. Department	155560	
8	Estate Maintenance Office	990226	
9	Hospitals	869650	
10	Hostel Office	610593	
11	I.C.E. Department	107807	
12	Library	631979	
13	MCA Department	99866	
14	Management Studies Department	92701	
15	Mathematics Department	151916	
16	Mechanical Engineering Department	172376	
17	Office (4815531-18775)	4796756	
18	Physical Education Department	156816	
19	Physics Department	18372	
20	Production Engineering Department	159205	
21	Security Office	112250	
22	Transport Section	98639	
23	Training & Placement Department	151916	
	Total	1,14,67,946	1,10,74,848
	Add payable for March 2006	15,53,409	
	Total	1,30,21,355	


REGISTRARNational Institute of Technology
Trichirappalli-620 015.

NATIONAL INSTITUTE OF TECHNOLOGY, TIRUCHIRAPPALLI-15
SCHEDULE FORMING PART OF INCOME AND EXPENDITURE ACCOUNT

SCHEDULE 28 PAY AND ALLOWANCE - OTHER STAFF

(Amount in Rs.)

SL.NO.	DEPARTMENTS	CURRENT YEAR 2005 - 2006	PREVIOUS YEAR 2004 - 2005
1	Architecture Department	93810	
2	Controller of Examinations	309994	
3	Computer Science & Engineering Department	69812	
4	Computer Support Group	143914	
5	CEESAT Department	124063	
6	Chemistry Department	159143	
7	Civil Engineering Department	149941	
8	Dean (Office)	66297	
9	E.C.E. Department	148666	
10	E.E.E. Department	138092	
11	Estate Maintenance Office	4818283	
12	Hospitals	139459	
13	I.C.E. Department	124304	
14	Management Studies Department	319790	
15	Mathematics Department	74615	
16	Mechanical Engineering Department	50112	
17	Metallurgy Engineering Department	63649	
18	Office	587155	
19	Hostels	3562791	
20	Physical Education Department	170354	
21	Physics Department	162213	
22	Production Engineering Department	69192	
23	Security Office	2387498	
24	Transport Section	240007	
25	Training & Placement Department	24856	
	Total	1,41,98,010	1,16,56,377
	Add payable for March 2006	10,55,983	
	Total	1,52,53,993	

T. Carey James
REGISTRAR

NATIONAL INSTITUTE OF TECHNOLOGY, TIRUCHIRAPPALLI-15
SCHEDULE FORMING PART OF INCOME AND EXPENDITURE ACCOUNT

SCHEDULE : 29 OTHER ALLOWANCES

(Amount in Rs.)

Sl.No.	Particulars	Current Year 2005 - 2006	Previous Year 2004 - 2005
1	LTC	1,75,875	
2	Honorarium to Staff	4,22,500	
3	Book Allowance to Faculty	5,26,000	7,89,066
4	Service Charges	72,879	
	Total	11,97,254	7,89,066

Schedule : 30 RETIREMENT BENEFITS

(Amount in Rs.)

Sl.No.	Particular	Expenditure as on 31.3.2006	Journal Entry Adjustment	Current Year Expenditure 2005-2006	Previous year Expenditure 2004 - 2005
1	Pension & Family Pension(11325996+18775)	1,13,44,771	10,17,444	1,23,62,215	
2	Gratuity	13,72,653	6,16,541	19,89,194	
3	Commutation	9,48,209	8,60,769	18,08,978	
4	C.P.F. Bonus	3,57,531	-----	3,57,531	
5	E.L. Encashment	3,35,820	-----	3,35,820	1,26,46,275
6.	Leave Salary & Pension Contributions payable	--	1,60,000	1,60,000	
	Total	1,43,58,984	26,54,754	1,70,13,738	1,26,46,275
7.	New Pension Scheme Contribution payable	--	69,446	69,446	

T. S. Srinivasan
REGISTRAR
National Institute of Technology
Tiruchirappalli-620 015.

NATIONAL INSTITUTE OF TECHNOLOGY, TIRUCHIRAPPALLI-15
SCHEDULE FORMING PART OF INCOME AND EXPENDITURE ACCOUNT
SCHEDULE : 31 ADMINISTRATIVE : GENERAL EXPENSES

(Amount in Rs.)

Sl.No.	Particular	Expenditure as on 31.3.2006	Journal Entry Sundry Creditors	Closing Stock	Current Year Expenditure 2005 - 2006	Previous Year Expenditure 2004 - 2005
1	Tour & T.A to staff	5,06,487	-----	-----	5,06,487	5,52,559
2	Stores & Other charges	1,90,764	-----	-----	1,90,764	1,75,242
3	Lawns & Garden / Consumable	1,51,278	-----	-----	1,51,278	1,05,578
4	Security / Watch & Ward	783	45,035	-----	45,818	35,515
5	Sanitation Expenses	2,42,220	-----	-----	2,42,220	67,648
6	Computer Maintenance / Consumables	15,20,257	-----	-----	15,20,277	23,00,033
7	Staff Amenities	3,56,879	-----	-----	3,56,879	2,50,500
8	Women Cell Expenses	13,850	-----	-----	13,850	10,500
9	Electricity / Water Charges	1,78,20,146	19,80,166	-----	1,98,00,312	1,55,86,094
	Total	2,08,02,664	20,25,201		2,28,27,885	1,90,83,669

SCHEDULE : 32 ADMINISTRATIVE EXPENSES - OTHER CONTINGENT EXPENSES

(Amount in Rs.)

Sl.No.	Particular	Expenditure as on 31.3.2006	Opening Stock	Sundry Creditors	Closing Stock	Current Year Expenditure 2005 - 2006	Previous Year Expenditure 2004 - 2005
1	Postage & Telephone Charges	16,55,432		42,763		16,98,195	7,58,644
2	Stationery & Printing Charges						11,56,223
3	Advertisement Charges	18,23,974		---		18,23,974	6,54,162
4	Uniform & Livery	2,56,475		---		2,56,475	7,75,230
5	Legal Expenses	---		---		---	---
6	Audit fee	74,485		1,88,000		2,62,485	20,396
7	Rent, Rates & taxes	4,40,234		13,900		4,54,134	3,92,429
8	Internet Lease charges	8,17,000		---		817000	---
	Building Maintenance Expenditure	38,49,342		3,42,648		4343268	24,81,049
	Major Special repairs	3,11,05,586		19,16,543		3,30,22,129	72,21,075
	Total	4,00,22,528		25,03,854		4,25,26,382	1,34,59,208

T. Govindarajan
REGISTERAR

NATIONAL INSTITUTE OF TECHNOLOGY, TIRUCHIRAPPALLI-15
SCHEDULE FORMING PART OF INCOME AND EXPENDITURE ACCOUNT

SCHEDULE : 33 ADMINISTRATIVE EXPENSES – OTHER EDUCATIONAL EXPENSES

(Amount in Rs.)

Sl.No.	Particular	Expenditure as on 31.3.2006	Journal Entry Adjustment	Current Year Expenditure 2005 – 2006	Previous Year Expenditure 2004 - 2005
1	Student Excursion	1,01,284	----	1,01,284	32,510
2	Prizes & Medals	----	----	----	4,064
3	Training on Technology & Research	70,836	----	70,836	1,83,110
4	N.C.C / N.S.S	86,721	----	86,721	14,084
5	Library Operating Cost	8,84,252	----	8,84,252	6,92,821
6	Hostel Consumables & Estate	8,93,779	----	8,93,779	7,53,074
7	Training & Placement	16,899	----	16,899	21,162
8	SC / ST Financial Assistance	5,79,686	---	5,79,686	42,96,836
	TOTAL	26,33,457	--	26,33,457	59,97,661

SCHEDULE : 34 ALL INDIA ENTRANCE EXAMINATIONS

(Amount in Rs.)

Sl.No.	Particular	Current Year Expenditure 2005 – 2006	Previous Year Expenditure 2004 – 2005
	NIL		


REGISTRAR
 National Institute of Technology
 Tiruchirappalli-620 015.

NATIONAL INSTITUTE OF TECHNOLOGY, TIRUCHIRAPPALLI-15
SCHEDULE FORMING PART OF INCOME AND EXPENDITURE ACCOUNT

SCHEDULE : 35 DOC / CONSUMABLES / ACADEMIC DEPARTMENT AND CENTRES

(Amount in Rs.)

Sl.No.	Particular	Expenditure as on 31.3.2006	Opening Stock	Sundry Creditors	Closing Stock	Current Year 2005 - 2006	Previous Year 2004 - 2005
1	D.O.C. Civil Engg.	31,136	----	----	----	31,136	57,333
2	D.O.C. Chemical	91,987	----	----	----	91,987	1,69,382
3	D.O.C. CSE	44,165	----	----	----	44,165	81,324
4	D.O.C. Chemistry	66,428	----	----	----	66,428	1,22,318
5	D.O.C. Architecture	94,858	----	----	----	94,858	1,74,668
6	D.O.C. EEE	39,083	----	----	----	39,083	71,966
7	D.O.C. ECE	68,207	----	----	----	68,207	1,25,594
8	D.O.C. ICE	41,018	----	----	----	41,018	75,529
9	D.O.C. Maths	11,639	----	----	----	11,639	21,432
10	D.O.C. Mechanical	74,332	----	----	----	74,332	1,36,872
11	D.O.C. Metallurgy	48,905	----	----	----	48,905	90,052
12	D.O.C. Production	80,153	----	----	----	80,153	1,47,591
13	D.O.C. Physics	73,141	----	----	----	73,141	1,34,679
14	D.O.C. Deans	19,397	----	----	----	19,397	35,717
15	D.O.C. CSG	2,43,697	----	----	----	2,43,697	4,48,735
16	D.O.C. CEESAT	27,444	----	----	----	27,444	50,534
17	D.O.C. MBA	34,085	----	----	----	34,085	62,763
18	D.O.C. MCA	1,32,294	----	----	----	1,32,294	2,43,601
	TOTAL	12,21,969	----	----	----	12,21,969	22,50,090

SCHEDULE : 36 DOC / OTHER CONTINGENT EXPENDITURE / ACADEMIC DEPARTMENT AND CENTRES

(Amount in Rs.)

Sl.No.	Department	Current Year 2005 - 2006	Previous Year 2004 - 2005
1	P.G. CONTINGENCIES PAID TO STUDENTS	16,61,898/=	14,82,000/=

T. Suresh Kumar
REGISTRAR

SCHEDULE FORMING PART OF INCOME AND EXPENDITURE ACCOUNT
SCHEDULE : 37 MAINTENANCE AND REPAIR TO EQUIPMENT AND TOOLS

(Amount in Rs.)

Sl.No.	Particular	Expenditure as on 31.3.2006	Journal Entry Adjustment	Closing Stock	Current Year 2005 - 2006	Previous Year 2004 - 2005
1	Motor Vehicle	12,57,943	1,05,000	-----	13,62,943	13,49,517
2	Equipment & Tools	40,60,848	-----	-----	4,60,848	1,27,242
3	Furniture & Fixtures	9,935	-----	-----	9,935	-----
4	Other Miscellaneous	54,216	-----	-----	54,216	2,94,537
	TOTAL	17,82,942	1,05,000	-----	18,87,942	17,71,296

SCHEDULE : 38 SCHOLARSHIPS

(Amount in Rs.)

Sl.No.	Particular	Expenditure as on 31.3.2006	Journal Entry Adjustment	Current Year 2005-2006	Previous year 2004 - 2005
1	M.C.A Stipend	2,35,500	-----	2,35,500	-----
2	M.Tech Stipend	50,31,569	4,50,000	54,81,569	45,77,864
	TOTAL	52,67,069	4,50,000	57,17,069	45,77,864

SCHEDULE : 39 : HEALTH FACILITIES

(Amount in Rs.)

Sl.No.	Particulars	Expenditure as on 31.3.2006	Opening & Closing Stock	Current Year 2005-2006	Previous year 2004 - 2005
1	Medicines	6,32,997	-----	6,32,997	5,72,000
	Total	6,32,997	-----	6,32,997	5,72,000

SCHEDULE : 40: HOUSE KEEPING AND ESTATE MAINTENANCE

(Amount in Rs.)

Sl.No.	Particular	Expenditure as on 31.3.2006	Opening & Closing Stock	Sundry Creditors	Current Year 2005-2006	Previous year 2004 - 2005
	INCLUDED IN SCHEDULE 32 & 33					
	BUILDING MAINTENANCE					

T. S. S. S.
REGISTRAR

National Institute of Technology
 Trichirappalli-620 015.

NATIONAL INSTITUTE OF TECHNOLOGY, TIRUCHIRAPPALLI-15
SCHEDULE FORMING PART OF INCOME AND EXPENDITURE ACCOUNT

SCHEDULE : 41: TREC STEP EXPENSES

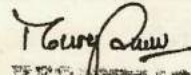
(Amount in Rs.)

Sl.No.	Department	Current Year 2005 - 2006	Previous Year 2004 - 2005
		NIL	

SCHEDULE : 42: MHRD PROJECT

(Amount in Rs.)

Sl.No.	Department	Current Year 2005 - 2006	Previous Year 2004 - 2005
01	Thrust / MODROB Schemes		
	a. Recurring Expenditure	4,30,453 ✓	3,01,045 ✓
	b. Non-recurring Expenditure	6,82,097 ✓	43,25,571 ✓
02	Research & Development Schemes		
	a. Recurring	8,26,822	1,99,161
	b. Non-recurring Expenditure	13,73,468	30,29,624
	Total(NR -20,55,565 R -12,57,275)	33,12,840	78,55,401


CONTROLLER OF ACCOUNTS
 National Institute of Technology
 Tiruchirappalli-620 015.

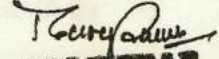
SCHEDULE : 43 OPENING BALANCE OF CASH AND BANK

(Amount in Rs.)

Sl.No.	Particular	Current Year 2005-2006		Total of both cash & Bank	Previous year 2004-2005		Total of both Cash & Bank
		Bank	Cash		Bank	Cash	
1	<u>1.NON -PLAN</u>						
	c. U.G.Recurring Account A/c No.10023882946	4,79,81,654	20,475	4,80,02,129	6,02,20,835	29,059	6,02,49,894
	d. P.G.Recurring Account A/c 10023883031	1,52,38,968	4,637	1,52,43,605	1,52,46,604	5,860	1,52,52,464
2	<u>2. Plan:</u>		-				
	a. Building Ac/No 10023882968	1,11,35,210	-	1,11,35,210	1,43,79,434	-	1,43,79,434
	b. Equipment Ch.No A/c.No 10023882957	1,30,87,150	-	1,30,87,150	2,59,55,119	2,664	2,59,57,783
3	<u>3. TEQIP: World Bank Project</u>						
	A/c:10023883008	7,27,26,152	-	7,27,26,152	-	-	-
4	<u>4. R&D/Consultancy Project</u>						
	a. MHRD R&D A/c.No 10023883042	1,06,59,229	1,812	1,06,61,041	1,34,73,432	666	1,34,74,098
	Other Agencies R&D Projects A/c.No 10023883122	1,12,94,786	4,299	1,12,99,085	55,27,048	-	55,27,048
	c. Consultancy/Teching A/c.No 10023883064	24,06,780	-	24,06,780	18,64,048	419	18,64,467
5	<u>5.Refirement Benefit fund</u>						
	A/c.No 1002388310	64,45,921	-	64,45,921	1,52,78,749	-	1,52,78,749

(Amount in Rs.)

Sl.No.	Particular	Current Year 2005-2006		Total of both cash & Bank	Previous year 2004-2005		Total of both Cash & Bank
		Bank	Cash		Bank	Cash	
6	<u>FEE&Deposits</u>						
	a.Student activity Fee A/c.No :10023882980	80,92,463	10,257	81,02,720	2,31,23,080	10,008	2,31,33,088
	<u>b.Deposits</u>						
	A/c .No 10023882991	93,83,060	-	93,83,060	1,45,17,131	3,083	1,45,20,214
	<u>c.Scholarship</u>						
	A/c.No 10023883019	98,07,606	-	98,07,606	21,42,645	-	21,42,645
	<u>d.Exam Fee</u>						
	A/c:10023883053	63,90,720	7,681	63,98,401	2,88,02,164	-	2,88,02,164
	<u>e.Instiute Fee</u>						
	A/c.No 10023883075	5,92,74,056	-	5,92,74,056	92,15,083	1,200	92,16,283
	<u>f.Rent</u>						
	A/c .No 10023883086	5,90,00,000	-	5,90,00,000	17,957	-	17,957
	<u>g.Corpus fund</u>						
	A/c.No 10023883097	84,50,168	-	84,50,168	70,88,457	21,400	71,09,857
	<u>h.House Building Advance</u>						
	A/c.No 10023883111	13,35,250	-	13,35,250	5,12,308	-	5,12,308
	<u>I.CEESAT</u>						
	A/c No 10023883144	4,93,224	-	4,93,224	5,55,724	-	5,55,724
7	CANARA BANK GRANT A/CNO 36127	1,59,27,789	-	1,59,27,789	1,05,58,372	-	1,05,58,372
	TOTAL	36,91,30,186	49,161	36,91,79,347	24,84,78,190	74,359	24,85,52,549


REGISTRAR
 National Institute of Technology
 Tiruchirappalli-620 016.

NATIONAL INSTITUTE OF TECHNOLOGY, TIRUCHIRAPPALLI-15
SCHEDULE FORMING PART OF BALANCE SHEET

SCHEDULE : 44 WORKS & BUILDINGS (CURRENT EXPENDITURE)

(Amount in Rs.)

Sl.No.	Particular	Expenditure as on 31.3.2006	Sundry Creditors	Current Year 2005-2006
	I. REMITTANCE TO CPWD FOR CONSTRUCTIONS UNDER DEPOSIT WORK			
	A. Instructional Buildings			
1.	E&C.Engg. Building	1,50,00,000	--	1,50,00,000
2.	Modern Central Library	1,00,00,000	--	1,00,00,000
	B. Hostel & Mess	-----		
3.	First year Boys Hostel	2,00,00,000	--	2,00,00,000
4.	Mega Mess	1,00,00,000	--	1,00,00,000
5.	Cycle Shed Constructions	74,00,000	--	74,00,000
	C. STUDENT / STAFF AMENITIES			
6.	Compound Wall construction	76,00,000	--	76,00,000
7.	Hospital Expansion	1,00,00,000	--	1,00,00,000
	D. TEQIP WORKS			
8.	Mett. Engg. Lab. Extension	20,00,000	--	20,00,000
9.	A 13 Seminar Hall Refurbishing Work	15,00,000	--	15,00,000
10.	Electrical Gallary Hall Refurbishing	15,00,000	--	15,00,000
11.	Power Systems Lab. Modernization	4,50,000	--	4,50,000
	TOTAL	8,54,50,000		8,54,50,000
	E. RENOVATION WORKS			
12.	Additional Power Station Constn. & GH Constn.	83,50,000	--	83,50,000
13.	P.M. Lab. renovation work by EO Dept.	32,630	--	32,630
	TOTAL	83,82,630		83,82,630
	GRAND TOTAL	9,38,32,630	--	9,38,32,630


REGISTRAR
 National Institute of Technology
 Tiruchirappalli-620 015.

NATIONAL INSTITUTE OF TECHNOLOGY, TRICHIRAPPALLI-15

Statement showing the Institute's Investment with various Financial Institutions as on 31.3.2006

(Enclosure for Schedule No.18)

SCHEDULE : 45 Statement showing the Institute's Investment with various Financial Institutions as on 31.3.2006

Sl.No.	Name of the Bank / Financial Institutions	Name of Funds					
		Retirement Benefit Fund A/c(GPF/CPF)	Corpus Fund/ Staff Dev. Fund etc.	Endowment Funds	Projects	Refundable Deposits	Total
1.	Reserve Bank of India : Special Deposit Scheme						
	a. Canara Bank , Teppakulam Branch	8,00,000	---	---	---	---	8,00,000
	b. State Bank of India, NITT Branch	61,18,066	---	---	---	---	61,18,066
2.	Govt.of India 8% Redeemable Tax Free Bond	75,00,000	---	---	---	---	75,00,000
3.	Tamil Nadu Transport Dev.Finance Corporation, Chennai	1,68,04,114	---	---	---	---	1,68,04,114
4.	Tamil Nadu Power finance Corporation, Chennai	41,04,000	---	---	---	---	41,04,000
5.	Trichirappalli Dist.Co-op.Central Bank, Tiruverumbur	19,23,743	---	---	---	---	19,23,743
6.	State Bank of India, NITT Branch	3,19,41,966	8,84,00,000	4,32,565	52,87,314	89,53,254	13,50,15,099
	TOTAL	6,91,91,889	8,84,00,000	4,32,565	52,87,314	89,53,254	17,22,65,022

T. S. Ravi
REGISTRAR
 National Institute of Technology
 Trichirappalli-15